

APPLICATION TO MODIFY THE TITLE V OPERATING PERMIT

Prepared for:

The logo for Hercules Incorporated, featuring the word "HERCULES" in a bold, black, sans-serif font. To the left of the text is a red square. A red horizontal line is positioned below the text.

**HERCULES INCORPORATED
HATTIESBURG PLANT
613 WEST SEVENTH STREET
HATTIESBURG, MISSISSIPPI 39401
FORREST COUNTY**

Prepared by:



Environmental Compliance Services, Inc.

**ENVIRONMENTAL COMPLIANCE SERVICES, INC.
P.O. BOX 891
TUPELO, MISSISSIPPI 38802
(662) 840-5945**

January 27, 2004



APPLICATION TO MODIFY THE TITLE V OPERATING PERMIT

Prepared for:

HERCULES

**HERCULES INCORPORATED
HATTIESBURG PLANT
613 WEST SEVENTH STREET
HATTIESBURG, MISSISSIPPI 39401
FORREST COUNTY**

Prepared by:

ECS 
Environmental Compliance Services, Inc.

**ENVIRONMENTAL COMPLIANCE SERVICES, INC.
P.O. BOX 891
TUPELO, MISSISSIPPI 38802
(662) 840-5945**

January 27, 2004

TABLE OF CONTENTS

	<u>Page</u>
1.0 INTRODUCTION	1
2.0 FACILITY DESCRIPTION	2
2.1 PAPER CHEMICAL PROCESSES	3
2.1.1. Kymene Process Area	3
2.1.2. Paracol/AKD Process Area	3
2.1.3. Neuphor Process Area	4
2.2 ROSIN DERIVATIVE PROCESSES	5
2.2.1. Poly-Pale Process Area	5
2.2.2. Rosin Amine Derivatives (RAD) Process Area	5
2.3 POWER HOUSE AND EFFLUENT TREATMENT AREAS	6
3.0 APPLICABLE AIR REGULATORY REVIEW	7
3.1 Particulate Matter	7
3.2 Sulfur Dioxide	7
3.3 Prevention of Significant Deterioration	8
3.4 New Source Performance Standards	8
3.5 National Emission Standards for Hazardous Air Pollutants	9
3.6 Nonattainment Provisions	10
4.0 EMISSIONS INVENTORY	11
4.1 Fuel Burning Equipment	11
4.2 Manufacturing Processes	11
4.3 Volatile Organic Liquid Storage Vessel Emissions	12
4.4 Insignificant Activities	12
4.5 Emissions Summary	12

FIGURES:

- Figure 1: Site Location Map
Figure 2: Facility Diagram

APPENDICES:

Appendix A: Title V Operating Permit Modification Application

Appendix B: Emission Calculations (Capacity and Actuals)

Appendix C: Supporting Data

- Stack Testing Results
 - Mass Balance Spreadsheets (Capacity and Actuals)
-

1.0 INTRODUCTION

Hercules Incorporated – Hattiesburg Plant (Hercules) is located at 613 West 7th Street in Hattiesburg, Mississippi (see Figure 1 - Site Location Map). Hercules retained the services of Environmental Compliance Services, Inc. (ECS) to prepare a modification application to the facility's Title V Operating Permit (TVOP). A TVOP renewal application was submitted in April 2003. Based on recent business decisions, Hercules has shutdown several processes. The purpose of this modification application is to address the currently existing and operational processes, and propose changes to reduce and limit hazardous air pollutants (HAPs) below the Title V Major Source threshold limits of 25 tons per year for total HAPs and 10 tons per year for any individual HAP.

Hercules is a specialty chemical manufacturing facility, which produces various Rosin Derivatives and Paper Chemicals. The facility is divided into two (2) fundamental processing areas – Rosin Derivatives and Paper Chemicals. The Rosin Derivatives Area includes the Rosin Amine Derivatives (AF-000) and Ethylene Oxide Derivatives (AF-000(EO)) Process Area. The Paper Chemicals Areas include the Kymene Process Area (AA-000), the Paracol/AKD Process Area (AB-000), and the Neuphor Process Area (AD-000). Facility process operations generate air pollutant emissions primarily in the form of particulate matter (PM), volatile organic compounds (VOC) and HAPs, while PM, sulfur dioxide (SO₂), nitrogen oxides (NO_x), carbon monoxide (CO), and VOC are emitted from the facility fuel burning equipment.

This report includes a facility description in Section 2.0; a State and Federal (air) environmental regulatory review in Section 3.0; and an air pollutant emissions inventory, including the methodology used to calculate the emissions in Section 4.0. The State of Mississippi TVOP modification application and emissions calculations are attached in Appendix A and Appendix B, respectively. For information or inquiries regarding the attached application or supporting documentation, the technical contacts are provided below:

Brian Ketchum, P.E.
Environmental Compliance Services, Inc.
P.O. Box 891
Tupelo, Mississippi 38802
(662) 840-5945

Charlie Jordan
Hercules Incorporated
613 West 7th Street
Hattiesburg, Mississippi 39401
(601) 584-3360

2.0 FACILITY DESCRIPTION

Hercules manufactures various Resin and Paper specialty chemicals, and facility operations fall under the Standard Industrial Classification (SIC) codes 2861, 2821, 2869, and 2899. The facility's current maximum production capacity is approximately 34.42 tons per hour. As discussed in Section 1.0, the facility is divided into two (2) fundamental chemical processing areas – Paper Chemicals and Rosin Derivatives.

On September 19, 2003, Hercules requested a Title V minor modification to install a 24.345 MMBTU/hr natural gas-fired package boiler. Additionally, in October 2003, the facility revised their TVOP renewal application to reflect the Standards of Performance for Volatile Organic Liquid Storage Vessels, Final rule; amendments, published in the Federal Register/ Vo. 68, No. 199/ Wednesday, October 15, 2003, and to limit the two (2) existing boilers, AM-001 and AM-002, to burning only natural gas.

The attached modification application addresses the following areas of the Rosin Derivatives Area where processes have either been removed or are no longer in service:

- The Poly-Pale Process Area (AC-000), except for the Rosin Melter (AC-004);
- The Hard Resins Process Area (AG-000);
- The Rosin Shed Process Area (AH-000);
- The Rosin Distillation Process Area (AJ-000);
- The Power House Area Boilers (AM-001 and AM-002); and
- Effluent Treatment Area (AN-000), toluene emissions associated with the Poly-Pale Area have been removed.

The attached modification application also includes a request to reduce and limit HAPs below Title V Major Source threshold limits of 25 tons per year for total HAPs and 10 tons per year for any individual HAP. The proposed and revised emissions are calculated and summarized in Appendix B of this submittal.

2.1 PAPER CHEMICAL PROCESSES

2.1.1 Kymene Process Area

Kymene products are specialty chemicals used primarily as internal sizing agents in the manufacturing of paper. They are used in consumer paper products, personal care products, paper towels, tissues, and writing and publication paper. Kymenes are water-soluble, low molecular weight, cross-lined polyamine resins. The Kymene Process Area (AA-000) typically produces a variety of Kymene products. The Kymene products are produced in two (2) batch reactors – a 3,000 gallon Polymer reactor and a 5,000 gallon Kymene reactor, which are both vented to a water scrubber (AA-001). Numerous process tanks (raw material tanks, scale tanks, work tanks, and product tanks) associated with the area processes are listed in Section C - Insignificant Activities of the TVOP renewal application. The raw material tanks, scale tanks, and work tanks are used to supply the Kymene reactors. The materials in the reactors are allowed to polymerize at controlled temperatures and concentrations to form water-soluble amine polymers. The finished products are then filtered and pumped to product storage tanks prior to shipping.

Emissions associated with the Kymene process primarily include reactor losses from displacement and thermal expansion; tank losses from raw material and product storage; and fugitive losses from the process equipment. A water scrubber (AA-001) controls VOC and HAP emissions from the reactors, and a dust collector (AA-002) controls PM emissions from the loading of powdered adipic acid to the Polymer reactor.

2.1.2 Paracol/AKD Process Area

Alkyl Ketene Dimer (AKD) dispersions and Wax dispersions are manufactured in the Paracol/AKD Process Area (AB-000). These specialty chemicals are used primarily as internal and surface sizing agents in the manufacturing of paper. AKD and Wax dispersions can be processed continuously. Materials used for the process include both liquid and dry raw materials, and the finished products are stored in product storage tanks and tote bins prior to shipping.

The manufacturing scheme is similar for the production of both AKD and Wax dispersions. A water (soluble) phase is produced, and an organic phase is melted and held at elevated temperatures above the AKD and Wax melting point(s). The two phases are brought together under controlled flows, temperature, and pressure. The emulsion produced is cooled to produce the dispersion and is then transferred to work tanks. The AKD or Wax dispersion is treated with biocide and stabilizing chemicals and corrected to the final solids percentage. The on-grade resin dispersion is either packaged in tote bins or stored in bulk storage for shipping.

Emissions associated with the Paracol/AKD process include tank losses from raw material and product storage; fugitive losses from the equipment; and losses from the AKD melter. The numerous process tanks (raw material tanks, work tanks, and product tanks) associated with the area processes are listed in Section C - Insignificant Activities of the application. A common vent system water scrubber (AB-001) controls PM and VOC emissions from the dry material loading areas, the melter, and the water phase make-up units.

2.1.3 Neuphor Process Area

The Neuphor Process Area (AD-000) can produce a variety of resin dispersions. Some of the dispersions are used primarily as internal sizing agents in the manufacturing of paper. For example they are used in bleached, unbleached, and recycled boxboard grades and printing and writing paper. Other resin dispersions manufactured in the Neuphor Process Area are used as adhesives, coatings, and binders in diverse industrial applications. The resin dispersions can be continuously produced using both dry and liquid materials. A water phase is produced, and an organic phase is adducted in a reactor and held at elevated temperatures (above the resin melting point). The two phases are brought together under controlled flow(s), temperature, and pressure to produce an emulsion. The resin emulsion is cooled to produce a resin dispersion and transferred to work tanks to be treated with biocides, stabilizing chemicals, and corrected for final solids count. The on-grade product can be packaged in tote bins or stored in bulk storage tanks prior to shipping.

Emissions associated with the Neuphor Process Area include tank losses from raw material and product storage; fugitive losses from the process equipment; and losses from the Adduct Reactor.

A water scrubber and activated carbon absorption system (formerly AD-001) is used to control odor and emissions from the Adduct Reactor. Using the Tanks 4.0 Program and the tank (or reactor) process conditions, pre-control VOC emissions are estimated at less than 1.0 pounds per hour. This information is detailed in a Title V permit modification request to the Mississippi Department of Environmental Quality dated January 22, 2001, which resulted in a TVOP modification on May 23, 2002.

2.2 ROSIN DERIVATIVE PROCESSES

2.2.1 Poly-Pale Process Area

Resin, rosin, and other solid materials can be de-drummed and melted in the Rosin Melter (AC-004) before being transferred to and stored in a heated bulk storage tank. Emissions associated with the Rosin Melter include fugitive emissions resulting from heating the materials.

2.2.2 Rosin Amine Derivatives (RAD) Process Area

The Rosin Amine Derivatives Process Area (AF-000) produces Rosin Amine Derivatives (RAD) and the Ethylene Oxide Derivatives Process Area (AF-000(EO)) produces Ethylene Oxide Derivatives (EOD). RAD includes the production of specialty chemicals such as Amines and Amine Acetates, while EOD specialty chemical production includes Polygrads and Surfactants. These specialty chemicals are used primarily as corrosion inhibitors for various industrial applications such as hydrochloric acid and petroleum refining equipment. The detergent properties of these products aid in loosening and dispersing scale.

RAD products are produced using the following manufacturing processes: rosin ammoniation in the presence of a metal catalyst to produce crude Nitrile; batch distillation of crude Nitrile to produce distilled Nitrile; hydrogenation of distilled Nitrile in the presence of a metal catalyst to produce Amine; and various blending operations to produce Amine Acetates. EOD are produced by reacting Ethylene Oxide (EO) with various feed resins and various blending operations.

Emissions associated with the Rosin Amine Derivative Process Area include reactor losses; tank losses from raw material and product storage; and fugitive losses from process equipment. A water scrubber (AF-002) is used to control ammonia emissions from the RAD ammoniation

reactor vent for reasons of personnel safety. The EO reactor vent, storage tank, and process lines vent to the EO scrubber (AF-004(EO)), which uses sulfuric acid as a circulating media to convert EO to Ethylene Glycol. The numerous process tanks (raw material tanks, work tanks, and product tanks) associated with the area processes are listed in Section C - Insignificant Activities of the application.

2.3 POWER HOUSE AND EFFLUENT TREATMENT AREAS

The Power House produces steam, service water, air, and nitrogen for the entire facility. Steam is generated by the 24.345 MMBTU/hr package boiler (AM-003), which replaces the two (2) existing boilers (AM-001 and AM-002). Emissions from the boiler include PM, SO₂, NO_x, CO, and VOC emissions associated with the combustion of natural gas only.

The facility's Effluent Treatment Area (AN-000) consists of wastewater equalization, solids removal, pH adjustment, and oils separation. Emissions associated with the area include fugitive VOC and HAP (e.g., Epi) losses from the facility's wastewater.

3.0 APPLICABLE AIR REGULATIONS

Hercules has the potential to emit a criteria air pollutant (PM) in excess of 100 tons per year, total HAPs in excess of 25 tons per year, and a single HAP in excess of 10 tons per year. Therefore, the facility is subject to the Title V (Air) Major Source Program, and must submit an *Application for a Title V Air Pollution Control Permit to Operate Air Emissions Equipment* in accordance with the requirements of 40 CFR Part 70 and Mississippi Air Regulation APC-S-6. However, with this modification the facility is requesting HAP limits below the Title V Major Source thresholds of 25 tons per year for total HAPs and 10 tons per year for any individual HAP. A complete TVOP modification application is included in Appendix A.

3.1 Particulate Matter

No source is allowed to emit particulate matter (PM) such that the opacity exceeds forty percent (40%). However, during startup operations the source may exceed the 40% opacity requirement for up to 15 minutes per startup in any one hour, not to exceed three (3) per 24-hour period. (APC-S-1, Section 3.1 & 3.2).

Fuel burning equipment with a rated capacity less than 10 MMBTU/hr shall not exceed PM emissions of $0.6 \text{ lb}/10^6 \text{ BTU}$ (Section 3.4(a)(1)). Fuel burning equipment with a rated capacity of 10 MMBTU/hr to 10,000 MMBTU/hr shall not exceed PM emissions as determined by the relationship $E=0.8808 \cdot I^{0.1667}$, where E is the emission rate in $\text{lb}/10^6 \text{ BTU}$ and I is the heat input in MMBTU/hr (Section 3.4(a)(2)). With the shutdown of the majority of the Resins Areas and upon completion of construction of the 24.345 MMBTU/hr natural gas-fired boiler, AM-003, the facility will decommission the 156 MMBTU/hr and 65 MMBTU/hr boilers, AM-001 and 002.

Manufacturing processes are subject to an hourly PM emission limitation equal to $E = 4.1 \cdot p^{0.67}$, where p is the process throughput weight in tons per hour and E is the allowable PM emission rate in pounds per hour (Section 3.6(a)). Manufacturing processes at the facility subject to the standard include Emission Points AA-002, AB-001, and AC-004 (see TVOP modification application, Section N).

3.2 Sulfur Dioxides

Fuel burning equipment shall not exceed an SO_2 emission rate of $4.8 \text{ lbs}/10^6 \text{ BTU}$ (APC-S-1, Section 4.1(a)).

3.3 Prevention of Significant Deterioration

In accordance with 40 CFR Part 52 and Mississippi Air Regulations APC-S-5, any facility with a potential to emit greater than or equal to 250 tons per year of any regulated air pollutant will be classified as a major air emissions source with respect to the Prevention of Significant Deterioration (PSD) regulations. The regulations also list 28 specific industrial categories where the PSD emission threshold is reduced to 100 tons per year for any regulated pollutant.

Hercules (Hattiesburg Plant) is a chemical processing plant and is listed as one of the 28 industrial categories. Since facility emissions are above the 100 tons per year threshold identified above, the facility is a major source with respect to PSD, and future “significant” facility modifications will require a more detailed New Source Review (NSR) permitting process.

3.4 New Source Performance Standards

New Source Performance Standards (NSPS) were promulgated to govern the emissions of specific sources of air pollutants modified, constructed, or reconstructed after the applicability dates of the regulations. The NSPS regulations are documented in 40 CFR Part 60.

In accordance with Standards of Performance for Volatile Organic Liquid Storage Vessels, Final rule; amendments, published in the Federal Register/ Vo. 68, No. 199/ Wednesday, October 15, 2003, volatile organic liquid storage vessels with a capacity greater than 19,812 gallons and installed or modified after July 23, 1984, are subject to the NSPS, 40 CFR 60, Subpart Kb – Standards of Performance for Volatile Organic Liquid Storage Vessels. The storage vessels at Hercules are identified in Section C – Insignificant Activities (Tanks List) and none of these tanks meet the NSPS applicability for Subpart Kb.

Industrial steam generating units with a rated capacity equal to or greater than 10 MMBTU/hr, but less than 100 MMBTU/hr, and installed, modified, or reconstructed after June 9, 1989, are subject to NSPS, 40 CFR 60, Subpart Dc – Standards of Performance for Small Industrial, Commercial, and Institutional Steam Generating Units. The new 24.345 MMBTU/hr package boiler (AM-003) meets the NSPS applicability requirements for Subpart Dc (see TVOP modification application, Section N).

3.5 National Emissions Standards for Hazardous Air Pollutants

National Emission Standards for Hazardous Air Pollutants (NESHAP) are being promulgated to govern the emissions of certain hazardous air pollutants. The NESHAP regulations are documented in 40 CFR Part 61 and 63.

Based on the facility's current operations, Hercules is subject to NESHAP, 40 CFR 63, Subpart W – Standards for Epoxy Resins Production and Non-Nylon Polyamides Production and Subpart PPP – Standards for Polyether Polyols Production. The Kymene Process Area (AA-000) is subject to Subpart W, and the HAP of concern is Epichlorohydrin. The area complies with the standard by developing and implementing a Startup, Shutdown, and Malfunction (SSM) Plan and utilizing Leak Detection and Repair (LDAR) methodology as detailed in 40 CFR 63, Subpart H. The LDAR monitoring method, monitoring schedule, and defined leak definition concentrations are specified in the applicable regulation(s) and are listed in Section N of the TVOP application.

The EOD Process Area (AF-000(EO)) is subject to Subpart PPP, and the HAP of concern is Ethylene Oxide (EO). Again, this area complies with the standard by developing and implementing a Startup, Shutdown, and Malfunction (SSM) Plan and utilizing Leak Detection and Repair (LDAR) methodology as detailed in 40 CFR 63, Subpart H. The LDAR monitoring method, monitoring schedule, and defined leak definition concentrations are specified in the applicable regulation(s) and are listed in Section N of the TVOP application. In accordance with Subpart PPP, the facility will also achieve an aggregated 98% reduction of EO emissions and comply with specific monitoring, recordkeeping, and reporting requirements. The facility uses a scrubber (with circulating sulfuric acid) to comply with the required EO reduction efficiency, and the scrubbing liquid flow rate and pH are monitored on a continuous basis to ensure compliance.

The new package boiler (AM-003) has the potential to be subject to 40 CFR 63, Subpart DDDDD - National Emission Standards for Hazardous Air Pollutants: Industrial, Commercial and Institutional Boilers and Process Heaters. This MACT standard is currently proposed and is expected to be promulgated on February 28, 2004. However, with this application Hercules is requesting total HAP and individual HAP limits below the Title V (Major) Source thresholds. Therefore, the new boiler will not be subject to Subpart DDDDD.

3.6 Nonattainment Provisions

Geographic areas determined to be non-compliant with the National Ambient Air Quality Standards (NAAQS) for any criteria air pollutant for which a standard has been set are classified as Nonattainment Areas. Hattiesburg, as well as Forrest County, is not currently located in an area identified as in nonattainment with any NAAQS. Therefore, the nonattainment provisions are not expected to have an impact on the Hattiesburg Plant.

4.0 EMISSION INVENTORY

An air emissions inventory has been compiled to quantify potential uncontrolled (and/or allowable) emissions and estimated actual emissions of regulated air pollutants at the Hercules facility. A summary of the facility emissions calculations are presented in Appendix B. The emissions calculations include a description of the pollutants emitted and the methodology used to quantify the emissions.

4.1 Fuel Burning Equipment

The facility's fuel burning units combust only natural gas. The fuel burning emission calculations are based on AP-42, Compilation of Air Pollutant Emission Factors (AP-42) in Section 1.4 to determine both potential uncontrolled and estimated actual emissions of PM, NO_x, SO₂, CO, VOC, and HAPs.

Fuel burning equipment is subject to Mississippi Air Regulations APC-S-1, Section 3.4(a)(1) & (2) for PM emissions and 4.1(a) for SO₂ emissions. Fuel burning equipment with a rated capacity of less than 10 MMBTU/hr shall not exceed PM emissions of 0.6 lbs/10⁶ BTU, and equipment with a capacity of 10 MMBTU/hr to 10,000 MMBTU/hr shall not exceed PM emissions as determined by $E = 0.8808 * I^{0.1667}$. The maximum discharge of SO₂ emissions from fuel burning equipment is 4.8 lbs/10⁶ BTU.

4.2 Manufacturing Processes

The facility manufacturing processes are detailed in Section 2.0 of this report, and the corresponding emissions calculations are attached in Appendix B. The emissions inventory addresses both point source and fugitive air emissions. The process area point source emissions were estimated using stack test performance data, mass balance spreadsheets developed by the Hattiesburg Plant, applicable regulatory requirements, and AP-42 emissions factors. The fugitive emissions from the various process areas were calculated using Synthetic Organic Chemical Manufacturing Industry (SOCMI) emission factors, mass balance spreadsheets, applicable regulatory requirements, and engineering estimates. The supporting information used to develop the emissions inventory is attached in Appendix C, and the manufacturing process areas applicable regulatory requirements are discussed in Section 3.0.

4.3 Volatile Organic Liquid Storage Vessel Emissions

The facility storage vessels are listed in Section C (Tanks List) of the TVOP application. The tanks list identifies the tank identification number; the contents of the tank; the tank material of construction; the date the tank was constructed, modified, or reconstructed; and an NSPS Subpart Kb applicability determination. The EPA Tanks 4.0 Program was utilized to determine air pollutant emissions from the breathing and working losses associated with the “worst case” storage vessels. Based on the results, no vessel at the facility that vents directly to the atmosphere has the potential to emit more than 1.0 pounds per hour of VOC emissions or 0.1 pounds per hour of a HAP. The insignificant air pollutant emissions generated from the facility tanks are estimated using calculation spreadsheets developed by the Hattiesburg Plant and based on the equations used in the Tanks 4.0 Program. The data is provided in Appendix C and summarized in the emissions inventory presented in Appendix B.

4.4 Insignificant Activities

A list of fuel burning equipment, manufacturing process equipment, storage tanks, and other facility equipment or processes that meet the requirements of an insignificant activity (APC-S-6, Section VII.A-D) are listed in Section C of the TVOP modification application.

4.5 Emissions Summary

The Hattiesburg Plant’s potential and/or regulatory allowable emissions and the estimated actual emissions are quantified below. The emissions inventory and supporting information is presented in Appendix B and C of this report, respectively.

Pollutant	Potential/Allowable Emissions (TPY)	Actual Emissions (TPY)
PM/PM ₁₀	118.01	8.89
SO ₂	0.09	0.09
NO _x	15.05	15.05
CO	12.64	12.64
VOC	26.7	5.55
Total HAPs	19.38	2.5
Epichlorohydrin	9.9	1.91
Ethylene Oxide	9.48	0.59



FIGURES



**FIGURE 1
SITE LOCATION MAP**



7.5' Topographical Map – Hattiesburg (MS) Quadrangle - 1982



Legend:

Scale: 1:24,000

Hercules, Inc.
613 West Seventh Street
Hattiesburg, Mississippi

Figure 1 – Site Location Map

Date: 01/26/04

Project No.: HER.005



**FIGURE 2
FACILITY DIAGRAM**

APPENDICES



APPENDIX A
TITLE V OPERATING PERMIT MODIFICATION APPLICATION

FOR OFFICIAL USE ONLY

APPLICATION RECEIPT

DATE: _____

APPLICATION NO.: _____

FOR MODIFICATION:

MINOR _____

SIGNIFICANT _____

STATE OF MISSISSIPPI
DEPARTMENT OF ENVIRONMENTAL QUALITY
OFFICE OF POLLUTION CONTROL
AIR DIVISION
P.O. BOX 10385
JACKSON, MS. 39289-0385
PHONE NO.: (601) 961 - 5171



APPLICATION FOR TITLE V
AIR POLLUTION CONTROL PERMIT
TO OPERATE AIR EMISSIONS EQUIPMENT

PERMITTING ACTIVITY:

- _____ INITIAL APPLICATION
 X SIGNIFICANT MODIFICATION
_____ RENEWAL OF OPERATING PERMIT

NAME: HERCULES, INC.
CITY: HATTIESBURG, MISSISSIPPI
COUNTY: FORREST
FACILITY No. (if known): 0800-00001

**APPLICATION FOR TITLE V PERMIT TO
OPERATE AIR EMISSIONS EQUIPMENT**

CONTENTS

<u>DESCRIPTION</u>	<u>SECTION</u>
Application Requirements	A
Owners Information.....	B
Emissions Summary / Facility Summary.....	C
Emission Point Data:	
Fuel Burning Equipment	D
Manufacturing Processes	E
Coating, Solvent Usage and/or Degreasing Operations	F
Printing Operations	G
Tank Summary	H
Solid Waste Incinerators	I
Asphalt Plants	J
Concrete Plants	K
Control Equipment.....	L
Compliance Demonstration	M
Current Emissions Status	N
Compliance Certification	O

OPERATING PERMIT APPLICATION REQUIREMENTS

All applications must be submitted on the form supplied by the Permit Board. Trivial activities as listed in Attachment A are presumed to emit less than 1 pound per hour of a pollutant that is not a hazardous air pollutant and less than 0.1 pound per hour of any hazardous air pollutant; these activities need not be reported in the application. Insignificant activities which are specified in Section VII.A. of Regulation APC-S-6 and listed herein also need not be included. For insignificant activities which are specified in Section VII.B. of Regulation APC-S-6, a list must be included in the application. An application may not omit information needed to determine the applicability of, or to impose, any applicable requirement, or to evaluate the fee amount required under the schedule pursuant to Section VI. of Regulation APC-S-6. The forms and attachments shall include the elements specified as follows:

- A. Identifying information, including company name and address (or plant name and address if different from the company name), owner's name and agent, and telephone number and names of plant site manager/contact;
- B. A description of the source's process and products by Standard Industrial Classification Code including any associated with any alternate scenario identified by the source;
- C. Emission-related information as follows:
 1. A qualitative description of all emissions units, including those not subject to applicable requirements but not those omitted under trivial or insignificant activities provisions;
 2. A description of all emissions of pollutants for which the source is major and of all emissions of regulated air pollutants sufficient to determine or verify major source status, to determine or verify applicability of and compliance with applicable requirements, and to assess and collect permit fees, if the emissions basis for fees has not been previously determined. Fugitive emissions from individual components within a facility may be determined collectively based on their relationship to the associated process unless individual emission rates are needed to determine the applicability of an applicable requirement such as NSPS, NESHAPS, a MACT standard, etc. or to determine air quality impacts. Similarly, where individual components or units with a facility may be classified into a generic group due to the commonality of applicable requirements and /or the nature of operation, stack emissions may be determined collectively for the group unless individual emission rates are needed to determine applicability of an applicable requirement or to determine air quality impacts;
 3. For each pollutant and emissions unit which is regulated, emission rates in TPY and in such terms as are necessary to establish compliance consistent with the applicable standard reference test method, except that, for pollutants and units which have no applicable requirements expressed in emission rate terms, emission rate quantification may be omitted;
 4. To the extent it is needed to determine or regulate emissions, the information that follows: fuels, fuel use, raw materials, production rates, and operating schedules;
 5. Identification and description of air pollution control equipment and compliance monitoring devices or activities;
 6. Limitations on source operation affecting emissions or any work practice standards, where applicable, for all regulated pollutants at the Title V source;
 7. Other information required by any applicable requirement (including information related to stack height limitations developed pursuant to Section 123 of the Federal Act); and

8. Calculations on which the information requested in this section is based.
- D. Air pollution control requirements as follows:
1. Citation and description of all applicable requirements, and
 2. Description of or reference to any applicable test method for determining compliance with each applicable requirement;
- E. Other specific information that may be necessary to implement and enforce other applicable requirements of the Federal Act or of these regulations or to determine the applicability of such requirements;
- F. An explanation of any proposed exemptions from otherwise applicable requirements;
- G. Additional information as determined to be necessary by the Permit Board to define alternative operating scenarios identified by the source pursuant to Section III.A.9. of Regulation APC-S-6 or to define permit terms and conditions implementing 40 CFR 70.4(b)(12) or Section III.A.10. of Regulation APC-S-6;
- H. A compliance plan for all Title V sources that contains all of the following:
1. A description of the compliance status of the source with respect to all applicable requirements;
 2. A description as follows:
 - a. For applicable requirements with which the source is in compliance, a statement that the source will continue to comply with such requirements;
 - b. For applicable requirements that will become effective during the permit term, a statement that the source will meet such requirements on a timely basis;
 - c. For requirements for which the source is not in compliance at the time of permit issuance, a narrative description of how the source will achieve compliance with such requirements;
 3. A compliance schedule as follows:
 - a. For applicable requirements with which the source is in compliance, a statement that the source will continue to comply with such requirements;
 - b. For applicable requirements that will become effective during the permit term, a statement that the source will meet such requirements on a timely basis. A statement that the source will meet in a timely manner applicable requirements that become effective during the permit term shall satisfy this provision, unless a more detailed schedule is expressly required by the applicable requirements;
 - c. A schedule of compliance for sources that are not in compliance with all applicable requirements at the time of permit issuance. Such a schedule shall include a schedule or remedial measures, including an enforceable sequence of actions with milestones, leading to compliance with any applicable requirements for which the source will be in noncompliance at the time of permit issuance. This compliance schedule shall resemble and be at least as stringent as that contained in any judicial consent decree or administrative order to which the source is subject. Any such schedule of compliance shall be supplemental to,

and shall not sanction noncompliance with, the applicable requirements on which it is based;

4. A schedule for submission of certified progress reports, to be submitted no less frequently than every 6 months for sources required to have a schedule of compliance to remedy a violation;
5. The compliance plan content requirements specified in this paragraph shall apply and be included in the acid rain portion of a compliance plan for an affected source, except as specifically superseded by regulations promulgated under Title IV of the Federal Act with regard to the schedule and method(s) the source will use to achieve compliance with the acid rain emissions limitations;

I. Requirements for compliance certification, including the following:

1. A certification of compliance with all applicable requirements by a responsible official consistent with Section II.E of Regulation APC-S-6 and Section 114(a)(3) of the Federal Act;
2. A statement of methods used for determining compliance, including a description of monitoring, recordkeeping, and reporting requirements and test methods;
3. A schedule for submission of compliance certifications during the permit term, to be submitted no less frequently than annually, or more frequently if specified by the underlying applicable requirement or by the Permit Board;
4. A statement indicating the sources compliance status with any applicable enhanced monitoring and compliance certification requirements of the Federal Act; and

J. The use of nationally-standardized forms for acid rain portions of permit applications and compliance plans, as required by regulations promulgated under Title IV of the Federal Act.

INSIGNIFICANT ACTIVITIES AND EMISSIONS

- I. The following activities/emissions sources are not required to be included in a Title V permit application:
 - A. New or modified pilot plants, subject to temporary source regulations located in Section III.E. of regulation APC-S-6.
 - B. Maintenance and upkeep:
 1. Maintenance, structural changes, or repairs which do not change the capacity of such process, fuel-burning, refuse-burning, or control equipment, and do not involve any change in quality, nature, or quantity of potential emissions of any regulated air pollutants; and
 2. Housekeeping activities or building maintenance procedures;
 - C. Air conditioning or ventilation: comfort air conditioning or comfort ventilating systems which do not transport, remove, or exhaust regulated air pollutants to the atmosphere;
 - D. Laboratory equipment:
 1. Laboratory equipment used exclusively for chemical or physical analysis for quality control or environmental monitoring purposes; or
 2. Non-production laboratory equipment used at non-profit health or non-profit educational institutions for chemical or physical analyses, bench scale experimentation or training, or instruction;
 - E. Hot water heaters which are used for domestic purposes only and are not used to heat process water;
 - F. Fuel use related to food preparation by a restaurant, cafeteria, residential cooker or barbecue grill where the products are intended for human consumption;
 - G. Clerical activities such as operating copy machines and document printers, except operation of such units on a commercial basis;
 - H. Hand held equipment used for buffing, polishing, carving, cutting, drilling, machining, routing, sanding, sawing, surface grinding, or turning of ceramic art work, precision parts, leather, metals, plastics, fiber board, masonry, carbon, glass, or wood;
 - I. Equipment for washing or drying fabricated glass or metal products, if no VOCs are used in the process and no oil or solid fuel is burned;
 - J. Water cooling towers (except at nuclear power plants); water treatment systems for process cooling water or boiler feed water; and water tanks, reservoirs, or other water containers not used in direct contact with gaseous or liquid process streams containing carbon compounds, sulfur compounds, halogens or halogen compounds, cyanide compounds, inorganic acids, or acid gases;
 - K. Domestic sewage treatment facilities (excluding combustion or incineration equipment, land farms, storage silos for dry material, or grease trap waste handling or treatment facilities);
 - L. Stacks or vents to prevent escape of sewer gases through plumbing traps;

- M. Vacuum cleaning systems for housekeeping, except at a source with hazardous air pollutants;
- N. Alkaline/phosphate washers and associated cleaners and burners;
- O. Mobile sources;
- P. Livestock and poultry feedlots and associated fuel burning equipment other than incinerators;
- Q. Outdoor kerosene heaters;
- R. Equipment used for hydraulic or hydrostatic testing;
- S. Safety devices, excluding those with continuous emissions; and
- T. Brazing, soldering, or welding equipment that is used intermittently or in a non-continuous mode.

II. The following activities/emissions sources must be listed in the application but emissions from these activities do not have to be quantified.

- A. All gas fired, #2 oil fired, infrared, electric ovens with no emissions other than products of fuel combustion;
- B. Combustion units with rated input capacity less than 10 million Btu/hr that are fueled by:
 - 1. Liquefied petroleum gas or natural gas supplied by a public utility; or
 - 2. Commercial fuel oil #2 or lighter;
- C. Equipment used for inspection of metal products;
- D. Equipment used exclusively for forging, pressing, drawing, spinning, or extruding metals;
- E. Equipment used exclusively to mill or grind coatings and molding compounds where all materials charged are in paste form;
- F. Mixers, blenders, roll mills, or calendars for rubber or plastics for which no materials in powder form are added and in which no organic solvents, diluents, or thinners are used;
- G. All storage tanks used exclusively to store fuel oils, kerosene, diesel, jet fuel, crude oil, natural gas, or liquefied petroleum gas (the application must list the size of the tank, date constructed and/or modified, type tank, and material stored);
- H. Space heaters utilizing natural or LPG gas and used exclusively for space heating;
- I. Back-up or emergency use generators, boilers or other fuel burning equipment which is of equal or smaller capacity than normal main operating equipment, cannot be used in conjunction with normal main operating equipment, and does not emit, have or cause the potential to emit of any regulated air pollutant to increase;
- J. Blast cleaning equipment using a suspension of abrasives in water;
- K. Die casting machines;
- L. Foundry sand mold forming equipment to which no heat is applied and from which no organics are emitted.

- M. Bark and wood - waste storage and handling;
- N. Log wetting areas;
- P. Log flumes;
- Q. Sodium hydrosulfide storage tank;
- R. Smelt dissolving tank view ports;
- S. Spout cooling water storage;
- T. Effluent drains;
- U. White water chest;
- V. Repupler vents;
- W. Clay storage tank;
- X. Alum storage tank;
- Y. Starch storage tank;
- Z. Steam vents and leaks;
- AA. Deaerator vents;
- AB. Mill air and instrument air system;
- AC. Demineralizer water storage tank;
- AD. Acid storage tank;
- AE. Process water tank;
- AF. Air purification system vents;
- AG. Effluent neutralizing tank/system;
- AH. Dregs washer;
- AI. Lime silo;
- AJ. Lime mud mix tank;
- AK. H₂O₂ storage tank;
- AL. Green liquor tank; and
- AM. Tall oil storage tank.

III. Notwithstanding I. and II. above, the applicant shall include all emissions sources and quantify emissions if needed to determine major source status, to determine compliance with an applicable requirement and/or the applicability of any applicable requirement such as NSPS, NESHAP, MACT standard, etc. as such term

is defined in Section I. of Regulation APC-S-6 or collect any permit fee owed under the approved fee scheduled.

- IV. Notwithstanding I. and II. above, the applicant shall include all emission sources with a potential to emit:
1. greater than 1 pound per hour of any regulated pollutant that is not a hazardous air pollutant;
 2. greater than 0.1 pound per hour of any hazardous air pollutant.
- V. The permittee does not have to report the addition of any insignificant activity listed in Section I. above unless the addition is a Title I modification or requires a permit to construct. If a Title I permit or a Permit to Construct is required, then the modification procedures outlined in Section IV.E. of Regulation APC-S-6 shall be followed.
- VI. The addition of any insignificant activity listed in Section II. above, shall be handled as an administrative amendment as defined in Section IV.D. of Regulation APC-S-6 unless the addition is a Title I modification or requires a Permit to Construct. If a Title I permit or Permit to Construct is required, then the modification procedures outlined in Section IV.E. of Regulation APC-S-6 shall be followed.

REGULATED AIR POLLUTANTS

Total suspended particulate matter	Hydrochlorofluorocarbon-21
PM ₁₀	Hydrochlorofluorocarbon-22
Sulfur dioxide	Hydrochlorofluorocarbon-31
Nitrogen oxides	Hydrochlorofluorocarbon-121
Carbon monoxide	Hydrochlorofluorocarbon-122
Volatile organic compounds(see note 1)	Hydrochlorofluorocarbon-123
Lead	Hydrochlorofluorocarbon-124
Dioxin/Furan	Hydrochlorofluorocarbon-131
Fluorides	Hydrochlorofluorocarbon-132
Hydrogen chloride	Hydrochlorofluorocarbon-133
Hydrogen sulfide	Hydrochlorofluorocarbon-141
Sulfuric acid mist	Hydrochlorofluorocarbon-142
Total reduced sulfur	Hydrochlorofluorocarbon-221
Reduced sulfur compounds	Hydrochlorofluorocarbon-222
Arsenic	Hydrochlorofluorocarbon-223
Asbestos	Hydrochlorofluorocarbon-224
Beryllium	Hydrochlorofluorocarbon-225
Benzene	Hydrochlorofluorocarbon-226
Mercury	Hydrochlorofluorocarbon-231
Radionuclides	Hydrochlorofluorocarbon-232
Vinyl chloride	Hydrochlorofluorocarbon-233
Carbon tetrachloride	Hydrochlorofluorocarbon-234
Chlorofluorocarbon-11	Hydrochlorofluorocarbon-235
Chlorofluorocarbon-12	Hydrochlorofluorocarbon-241
Chlorofluorocarbon-13	Hydrochlorofluorocarbon-242
Chlorofluorocarbon-111	Hydrochlorofluorocarbon-243
Chlorofluorocarbon-112	Hydrochlorofluorocarbon-244
Chlorofluorocarbon-113	Hydrochlorofluorocarbon-251
Chlorofluorocarbon-114	Hydrochlorofluorocarbon-252
Chlorofluorocarbon-115	Hydrochlorofluorocarbon-253
Chlorofluorocarbon-211	Hydrochlorofluorocarbon-261
Chlorofluorocarbon-212	Hydrochlorofluorocarbon-262
Chlorofluorocarbon-213	Hydrochlorofluorocarbon-271
Chlorofluorocarbon-214	Halon-1211
Chlorofluorocarbon-215	Halon-1301
Chlorofluorocarbon-216	Halon-2402
Chlorofluorocarbon-217	Methyl chloroform

Note 1 - Volatile organic compounds (VOC) includes any compound of carbon, excluding carbon monoxide, carbonic acid, metallic carbides or carbonates and ammonium carbonate, which participates in atmospheric photochemical reactions. This includes any such organic compound other than the following which have been determined to have negligible photochemical reactivity: Methane; ethane; methylene chloride; 1,1,1-trichloroethane; CFC-113; CFC-11; CFC-12; CFC-22; FC-23; CFC-114; CFC-115; HCFC-123; HFC-134a; HCFC-141b; HCFC-142b; HCFC-124; HFC-125; HFC-134; HFC-143a; HFC-153a; and perfluorocarbon compounds which fall into these classes: (i) Cyclic, branched, or linear, completely fluorinated alkanes; (ii) Cyclic, benched, or linear, completely fluorinated ethers with no unsaturations; (iii) Cyclic, branched, or linear completely fluorinated tertiary amines with no unsaturations; and (iv) Sulfur containing perfluorocarbons with no unsaturations and with sulfur bonds only to carbon and fluorine. **For the purposes of this application hazardous air pollutants that are volatile organic compounds should be included as VOCs for reflection of total VOCs from the facility but need to be identified separately as well.**

HAZARDOUS AIR POLLUTANTS

<u>CAS No.</u>	<u>CHEMICAL NAME</u>
75070	Acetaldehyde
60355	Acetamide
75058	Acetonitrile
98862	Acetophenone
53963	Acetylamino fluorene(2)
107028	Acrolein
79061	Acrylamide
79107	Acrylic Acid
107131	Acrylonitrile
107051	Allyl Chloride
92671	Aminodiphenyl(4)
62533	Aniline
90040	Anisidine(o)
7440360	Antimony Compounds
7440382	Arsenic Compounds (inorganic including arsine)
1332214	Asbestos
71432	Benzene
92875	Benzidine
98077	Benzotrichloride
100447	Benzyl Chloride
7440417	Beryllium Compounds
192524	Biphenyl
117817	Bis(2-ethylhexyl)phthalate(DEHP) (Diocetyl Phthalate)
542881	Bis(chloromethyl)ether
75252	Bromoform
106990	Butadiene(1,3)
7440439	Cadmium Compounds
156627	Calcium Cyanamide
105602	Caprolactam
133062	Captan
63252	Carbaryl
75150	Carbon Disulfide
56235	Carbon Tetrachloride
463581	Carbonyl Sulfide
120809	Catechol
133904	Chloramben
57749	Chlordane
7782505	Chlorine
79118	Chloroacetic Acid
532274	Chloroacetophenone(2)
108907	Chlorobenzene
510156	Chlorobenzinate
67663	Chloroform
107302	Chloromethyl methyl ether
126998	Chloroprene (Neoprene; 2-Chloro-1,3-Butadiene)
7440473	Chromium Compounds (IV)
10210681	Cobalt Carbonyl (as Co)
7440484	Cobalt Compounds (metal, dust, and fumes as Co)
16842038	Cobalt Hydrocarbonyl (as Co)

HAZARDOUS AIR POLLUTANTS

<u>CAS No.</u>	<u>CHEMICAL NAME</u>
65996818A	Coke Oven Emissions
1319773	Cresols/Cresylic acid
108394	Cresol(m)
95487	Cresol(o)
106445	Cresol(p)
98828	Cumene (Isopropylbenzene)
---	Cyanide Compounds (NOTE # 1)
3547044	DDE
334883	Diazomethane
132649	Dibenzofurans
96128	Dibromo-3-chloropropane(1,2)
84742	Dibutylphthalate
106467	Dichlorobenzene(1,4)(p)
91941	Dichlorobenzidene(3,3)
111444	Dichloroethyl ether (Bis(2-chloroethyl)ether)
542756	Dichloropropene(1,3)
62737	Dichlorvos
111422	Diethanolamine
121697	Diethyl aniline (N,N) (dimethylaniline (N,N))
64675	Diethyl Sulfate
119904	Dimethoxybenzidine(3,3')
60117	4 - Dimethyl aminoazobenzene
119937	Dimethyl benzidine (3,3')
79447	Dimethyl carbamoyl chloride
68122	Dimethyl formamide
57147	Dimethyl hydrazine(1,1)
131113	Dimethyl phthalate
77781	Dimethyl sulfate
534521	Dinitro-o-cresol(4,6), and salts
51285	Dinitrophenol(2,4)
121142	Dinitrotoluene(2,4)
123911	Dioxane(1,4) (1,4-diethyleneoxide)
122667	Diphenylhydrazine(1,2)
94757	d(2,4), salts and esters
106898	Epichlorohydrin (Chloro-2,3-epoxypropane(1))
106887	Epoxybutane(1,2) (1,2-Butylene oxide)
140885	Ethyl acrylate
100414	Ethyl benzene
51796	Ethyl carbamate (Urethane)
75003	Ethyl chloride (Chloroethane)
106934	Ethylene dibromide (1,2-Dibromoethane)
107062	Ethylene dichloride (1,2-Dichloroethane)
107211	Ethylene glycol
151564	Ethylene imine (Azridine)
75218	Ethylene oxide
96457	Ethylene thiourea
75343	Ethylidene dichloride (1,1-Dichloroethane)
50000	Formaldehyde
---	Glycol ethers (NOTE #2)
76448	Heptachlor

HAZARDOUS AIR POLLUTANTS

<u>CAS No.</u>	<u>CHEMICAL NAME</u>
118741	Hexachlorobenzene
87683	Hexachlorocyclopentadiene
67721	Hexachloroethane
822060	Hexamethylene-1,6-diisocyanate
680319	Hexamethylphosphoramide
110543	Hexane
302012	Hydrazine
7647010	Hydrochloric acid
7664393	Hydrogen Fluoride (Hydrofluoric acid)
123319	Hydroquinone
78591	Isophorone
7439921	Lead Compounds
58899	Lindane (all isomers)
108316	Maleic anhydride
7439965	Manganese Compounds
7439976	Mercury Compounds
67561	Methanol
72435	Methoxychlor
74839	Methyl bromide (Bromomethane)
74873	Methyl chloride (Chloromethane)
71556	Methyl chloroform (1,1,1-Trichloroethane)
78933	Methyl ethyl ketone (2-Butanone) (MEK)
60344	Methyl hydrazine
74884	Methyl iodide (Iodomethane)
108101	Methyl isobutyl ketone (Hexone)
624839	Methyl isocyanate
80626	Methyl methacrylate
1634044	Methyl tert butyl ether
101144	Methylene bis(2-chloroaniline)(4,4) (MOCA)
75092	Methylene chloride (Dichloromethane)
101688	Methylene diphenyl diisocyanate (MDI)
101779	Methylenedianiline(4,4')
---	Mineral fibers (NOTE #3)
91203	Naphthalene
7440020	Nickel Compounds
7440020	Nickel, refinery dust
12035722	Nickel, subsulfide
98953	Nitrobenzene
92933	Nitrodiphenyl(4)
100027	Nitrophenol(4)
79469	Nitropropane(2)
62759	Nitrosodimethylamine(N) (Dimethylnitrosoamine)
59892	Nitrosomorpholine(N)
684935	Nitroso-N-methylurea(N)
56382	Parathion
82688	Pentachloronitrobenzene (Quintobenzene)
87865	Pentachlorophenol
108952	Phenol
106503	Phenylenediamine(p)
75445	Phosgene


HAZARDOUS AIR POLLUTANTS

<u>CAS No.</u>	<u>CHEMICAL NAME</u>
7803512	Phosphine
7723140	Phosphorus
85449	Phthalic anhydride
1336363	Polychlorinated biphenyls (Arochlors)
---	Polycyclic Organic Matter (NOTE #5)
1120714	Propane sultone(1,3)
57578	Propiolactone(beta)
123386	Propionaldehyde
114261	Propoxur (Baygon)
78875	Propylene dichloride (1,2 dichloropropane)
75558	Propylene imine(1,2) (2-methyl aziridine)
75569	Propylene oxide
91225	Quinoline
106514	Quinone (1,4-Cyclohexadienedione)
---	Radionuclides (including radon) (NOTE #4)
7782492	Selenium Compounds
100425	Styrene
96093	Styrene oxide
1746016	Tetrachlorodibenzo-p-dioxin(2,3,7,8) (TCDD) (Dioxin)
79345	Tetrachloroethane(1,1,2,2)
127184	Tetrachloroethylene (Perchloroethylene)
7550450	Titanium Tetrachloride
108883	Toluene
95807	Toluene diamine(2,4) (2,4-diaminotoluene)
584849	Toluene diisocyanate(2,4)
95534	Toluidine(o)
8001352	Toxaphene (Chlorinated camphene)
120821	Trichlorobenzene(1,2,4)
79005	Trichloroethane(1,1,2)
79016	Trichloroethylene
95954	Trichlorophenol(2,4,5)
88062	Trichlorophenol(2,4,6)
121448	Triethylamine
1582098	Trifluralin
540841	Trimethylpentane(2,2,4)
75014	Vinyl Chloride
108054	Vinyl Acetate
593602	Vinyl Bromide
75354	Vinylidene chloride (1,1-Dichloroethylene)
1330207	Xylenes (mixed)
108383	Xylene(m)
95476	Xylene(o)
106423	Xylene(p)

NOTE # 1: X'CN where X = H' or any other group where a formal dissociation may occur, for example: KCN or Ca(CN)₂.

NOTE # 2: Includes mono- and di- ethers of ethylene glycol, diethylene glycol and triethylene glycol R-(OCH₂CH₂)_n-OR' where:

- n = 1,2,3
- R = lkyl or arl groups
- R' = R,H, or group which, when removed, yield glycol ethers with the structure: R-(OCH₂CH₂)_n-OH. Polymers are excluded from the glycol category



NOTE # 3: Includes glass microfibers, glass wool fibers, rock wool fibers, and slag wool fibers, each characterized as "respirable" (fiber diameter less than 3.5 micrometers) and possessing an aspect ratio (fiber length divided by fiber diameter) greater than 3.

NOTE # 4: A type of atom which spontaneously undergoes radioactive decay.

NOTE # 5: Includes organic compounds with more than one benzene ring, and which have a boiling point greater than or equal to 100 Celsius.

Owners Information

Section B

1. Name, Address & Contact for the Owner/Applicant

A. Company Name: Hercules, Inc.

B. Mailing Address:

- 1. Street Address or P.O. Box: 613 West 7th Street
- 2. City: Hattiesburg 3. State: Mississippi
- 4. Zip Code: 39401
- 5. Telephone No.: (601) 545-3450

C. Contact:

- 1. Name: Walter D. Langhans
- 2. Title: Plant Manager

2. Name, Address, Location and Contact for the Facility:

A. Name: Hercules, Inc.

B. Mailing Address:

- 1. Street Address or P.O. Box: 613 West 7th Street
- 2. City: Hattiesburg 3. State: Mississippi
- 4. Zip Code: 39401
- 5. Telephone No.: (601) 545-3450

C. Site Location:

- 1. Street: 613 West 7th Street
- 2. City: Hattiesburg 3. State: Mississippi
- 4. County: Forrest 5. Zip Code: 39401
- 6. Telephone No.: (601) 545-3450

Note: If the facility is located outside of the City limits, please attach a sketch or description to this application showing the approximate location of the site.

D. Contact:

- 1. Name: Charlie Jordan
- 2. Title: Environmental Coordinator

3. SIC Code(s)(including any associated with alternate operating scenarios): 2861, 2821, 2869, & 2899

4. Number of Employees: 66
5. Principal Product(s): Rosin Derivatives and Paper Chemicals
6. Principal Raw Materials: Rosin and Paper Chemicals
7. Principal Process(es): Rosin Derivatives and Paper Chemicals Manufacturing
8. Maximum amount of principal product produced or raw material consumed per day:
34.42 tons per hour
9. Facility Operating Schedule (Optional):
- A. Specify maximum hours per day the operation will occur: 24
- B. Specify maximum days per week the operation will occur: 7
- C. Specify maximum weeks per year the operation will occur: 52
- D. Specify the months the operation will occur: January - December
10. Is this facility a small business as defined by the Small Business Act? (Optional) _____

11. **EACH APPLICATION MUST BE SIGNED BY THE APPLICANT.**

The application must be signed by a responsible official as defined in Regulation APC-S-6, Section I.A.26.

I certify that to the best of my knowledge and belief formed after reasonable inquiry, the statements and information in this application are true, complete, and accurate, and that, as a responsible official, my signature shall constitute an agreement that the applicant assumes the responsibility for any alteration, additions, or changes in operation that may be necessary to achieve and maintain compliance with all applicable Rules and Regulations.

Walter D. Langhans
Printed Name of Responsible Official

Plant Manager
Title

1/23/04
Date Application Signed


Signature of Applicants Responsible Official

RECEIVED
JUN 04 2004
MDEC

SECTION C

EMISSIONS SUMMARY for the ENTIRE FACILITY

List below the total emissions for each pollutant from the entire facility in accordance with Operating Permit Application Requirements, pp. 3-5. For stack emissions, use the maximum annual allowable (potential) emissions. For fugitive emissions, use the annual emissions calculated using the maximum operating conditions.

POLLUTANT Footnote 1	ANNUAL EMISSION RATE	
	lb/hr	tons/yr
PM/PM ₁₀		121.17
SO ₂		0.09
NO _x		15.05
CO		12.64
VOC		55.39
Total HAPs		19.38
Epichlorohydrin		9.9
Ethylene Oxide		9.48

1. All regulated air pollutants, including hazardous air pollutants emitted from the entire facility should be listed. A list of regulated air pollutants has been provided in Section A.

With the exception of the emissions resulting from insignificant activities and emissions as defined in Regulation APC-S-6, Section VII, the pollutants listed above are all regulated air pollutants reasonably expected to be emitted from the facility.


SIGNATURE (must match signature on page 17)

EMISSIONS SUMMARY for the ENTIRE FACILITY

List below the total emissions for each pollutant from the entire facility in accordance with Operating Permit Application Requirements, pp. 3-5. For stack emissions, use the maximum annual allowable (potential) emissions. For fugitive emissions, use the annual emissions calculated using the maximum operating conditions.

POLLUTANT Footnote 1	ANNUAL EMISSION RATE	
	lb/hr	tons/yr
PM/PM ₁₀		118.01
SO ₂		0.09
NO _x		15.05
CO		12.64
VOC		26.7
Total HAPs		19.38
Epichlorohydrin		9.9
Ethylene Oxide		9.48

- All regulated air pollutants, including hazardous air pollutants emitted from the entire facility should be listed. A list of regulated air pollutants has been provided in Section A.

With the exception of the emissions resulting from insignificant activities and emissions as defined in Regulation APC-S-6, Section VII, the pollutants listed above are all regulated air pollutants reasonably expected to be emitted from the facility.


SIGNATURE (must match signature on page 17)

SECTION C

For the sections listed below indicate the number that have been completed for each section as part of this application.

Section B <u> 1 </u>	Section L1 <u> 1 </u>	Section M1 <u> </u>
Section C <u> 1 </u>	Section L2 <u> </u>	Section M2 <u> </u>
Section D <u> 1 </u>	Section L3 <u> </u>	Section M3 <u> </u>
Section E <u> 6 </u>	Section L4 <u> </u>	Section M4 <u> </u>
Section F <u> </u>	Section L5 <u> 4 </u>	Section M5 <u> </u>
Section G <u> </u>	Section L6 <u> </u>	Section M6 <u> </u>
Section H <u> </u>	Section L7 <u> </u>	Section M7 <u> 10 </u>
Section I <u> </u>		Section M8 <u> </u>
Section J <u> </u>		Section N <u> 1 </u>
Section K <u> </u>		Section O <u> 2 </u>

As a minimum, sections B, C, M, N and O must be completed for the application to be considered complete.

Please list below all insignificant activities required by APC-S-6, Section VII.B that apply to your facility.

1. Maintenance Areas (painting, welding, general maintenance, sandblasting) per Section VII.A.2, 8, 20 and B.4.
2. Laboratory Equipment and Analyses per Section VII.A.4.
3. Water Cooling (Refrigeration) Systems per Section VII.A.10.
4. Mobile Sources (trucks, cars, forklifts, portable air compressors) per Section VII.A.15.
5. Combustion Units with a rated capacity less than 10 MMBTUH per Section VII.B.2:
 - 8.3 MMBTUH Dowtherm Boiler (formerly AF-001)
 - 2.2 MMBTUH Catalyst Regeneration Unit
6. Storage Vessels per Section VII.B.7 (see attached list).
7. Back-up or Emergency Generators and Pumps (firehouse) per Section VII.B.9.
8. Sandblasting Equipment per Section VII.B.10.
9. Effluent Treatment per Section VII.B.19 and 32.
10. Steam Vents and Leaks per Section VII.B.25.
11. Instrument Air System per Section VII.B.27.
12. Plant Nitrogen per Section VII.D.
13. Plant Hydrogen per Section VII.D.
14. Compressed Gas Cylinders per Section VII.D.
15. Adduct Reactor Process Vent (formerly AD-001).

SECTION C

KYMENE PROCESS AREA					
Emission Point No.	Material/Product Stored	Tank Material	Capacity (gallons)	Construction Date	NSPS - Subpart Kb
K-101	Water	Steel	2,100	Pre-1977	No
K-110	Epichlorohydrin (EPI)	Steel	17,000	1979	No
K-111	Epichlorohydrin (EPI)	Steel	324	Pre-1977	No
K-120	Hexamethylene diamine	Steel	6,000	Pre-1977	No
K-121	Diethylene triamine (DETA)	Steel	1,481	Pre-1977	No
K-122	Diethylene triamine (DETA)	Steel	12,300	Pre-1977	No
K-123**	Diethylene triamine (DETA)	Steel	12,338	2003	No
K-130	Polymer	Steel	14,900	Pre-1977	No
K-150	93% Sulfuric Acid	Steel	110	Pre-1977	No
K-151	93% Sulfuric Acid	Steel	5,000	1993	No
K-160	Kymene Wet Strength Resin	Steel	16,900	Pre-1977	No
K-161**	Kymene Wet Strength Resin	Fiberglass Reinforced Plastic (FRP)	16,900	2000	No
K-162**	Kymene Wet Strength Resin	FRP	16,900	1999	No
K-163	Kymene Wet Strength Resin	FRP	16,300	1979	No
K-164	Kymene Wet Strength Resin	FRP	16,300	1979	No
K-210	Polymer	Steel	16,900	Pre-1977	No
K-211	Water	Steel	2,660	Pre-1977	No
K-260**	Kymene Wet Strength Resin	FRP	16,900	2001	No
K-261**	Kymene Wet Strength Resin	FRP	16,900	1998	No
K-262**	Kymene Wet Strength Resin	FRP	16,900	1998	No
K-268	Kymene Wet Strength Resin	FRP	8,500	1981	No
K-269	Kymene Wet Strength Resin	FRP	16,300	1981	No
K-409	40% Glycol/Water	FRP	1,500	2003	No
K-411**	Kymene Wet Strength Resin	FRP	16,300	1991	No
K-412**	Kymene Wet Strength Resin	FRP	16,300	1991	No
K-501TC*	Material Loading/Unloading	Steel	20,000	Pre-1977	No
K-502TT*	Material Loading/Unloading	Stainless Steel	6,000	Pre-1977	No

* TC – Railroad Tank Car TT – Tank Truck

** Applicability to Kb changed per Volatile Organic Liquid Storage Vessels, Final Rule; amendments published in the Federal Register/Vol.68, No. 199/Wednesday, October 15, 2003.

SECTION C

PARACOL/AKD PROCESS AREA					
Emission Point No.	Material/Product Stored	Tank Material	Capacity (gallons)	Construction Date	NSPS - Subpart Kb
DP-6	Lignosol	Steel	5,230	Pre-1977	No
DP-9	Starch/Water	Steel	330	1992	No
DP-10	Starch Paste	Steel	180	1992	No
DP-11	AKD and Wax Dispersions	Steel	5,460	Pre-1977	No
DP-12	Water/Aquapel/Lignosol	Steel	5,300	Pre-1977	No
DP-13	Lignosol	Steel	5,300	Pre-1977	No
DP-14	AKD and Wax Dispersions	Steel	21	Pre-1977	No
DP-15	Alum/Water	Steel	240	Pre-1977	No
DP-23	Empty/To Be Removed	S. Steel	16,900	Pre-1977	No
DP-24	AKD and Wax Dispersions	Steel	16,900	Pre-1977	No
DP-25	AKD and Wax Dispersions	Steel	16,900	Pre-1977	No
DP-26	Wax	Steel	16,900	Pre-1977	No
DP-27	Wax/Empty	Steel	16,900	Pre-1977	No
DP-28	Wax/Empty	Steel	16,900	Pre-1977	No
DP-29	Wax/Empty	Steel	16,900	Pre-1977	No
DP-35	AKD and Wax Dispersions	Steel	51,800	Pre-1977	No
DP-36	50% Alum	Steel	5,880	Pre-1977	No
DP-37	AKD and Wax Dispersions	Steel	51,800	Pre-1977	No
DP-41	AKD and Wax Dispersions	Steel	12,260	Pre-1977	No
DP-42	AKD and Wax Dispersions	Steel	12,260	Pre-1977	No
DP-44	AKD and Wax Dispersions	Steel	11,840	Pre-1977	No
DP-45	AKD/Wax Dispersions/Empty	Steel	15,220	Pre-1977	No
DP-46	AKD and Wax Dispersions	Steel	11,840	1983	No
DP-47	AKD/Wax Dispersions/Empty	Steel	15,220	Pre-1977	No
DP-48	Empty	Steel	12,260	1979	No
DP-49	Chromoset/MgCl	FRP	13,500	2002	No
DP-50	Age Flocc	FRP	8,000	Pre-1977	No
DP-51	AKD/Wax Dispersions/Empty	FRP	12,260	1979	No
DP-52	AKD/Wax Dispersions/Empty	Steel	5,260	Pre-1977	No
DP-53	AKD/Wax Dispersions/Empty	Steel	11,890	Pre-1977	No
DP-54	AKD and Wax Dispersions	Steel	11,890	1981	No
DP-56	Release Agent	Steel	19,940	Pre-1977	No
DP-58	Naphthenic Oil	Steel	19,940	1981	No
DP-60	Glycol Ester	Steel	6,010	Pre-1977	No
DP-65	Propylene Glycol/Water	Steel	1400	2003	No
DP-66	AKD and Wax Dispersions	Steel	11,890	1981	No
DP-68	AKD and Wax Dispersions	Steel	11,890	1981	No
DP-69	AKD and Wax Dispersions	Steel	3,120	1990	No
DP-70	Empty/To Be Removed	Steel	300	Pre-1977	No
DP-101TC*	Material Loading/Unloading	Steel	20,000	Pre-1977	No
DP-102TT*	Material Loading/Unloading	S. Steel	6,000	Pre-1977	No

* TC - Railroad Tank Car TT - Tank Truck

SECTION C

NEUPHOR PROCESS AREA					
Emission Point No.	Material/Product Stored	Tank Material	Capacity (gallons)	Construction Date	NSPS - Subpart Kb
NT-104	Rosin/Empty	Aluminum	158,500	Pre-1977	No
NT-105A	Rosin/Empty	Aluminum	110,500	Pre-1977	No
NT-105B	Rosin/Empty	Aluminum	110,500	Pre-1977	No
NT-R-106	Rosin Adduct	Aluminum	11,400	Pre-1977	No
NT-107	Rosin Adduct	S. Steel	37,500	Pre-1977	No
NT-108	Rosin Adduct	Aluminum	11,400	Pre-1977	No
NT-109	Rosin Adduct	Aluminum	13,500	Pre-1977	No
NT-113	Maleic Anhydride	S. Steel	6,200	Pre-1977	No
NT-123B	Resin Dispersions	Aluminum	158,500	Pre-1977	No
NT-131	Empty	Steel	110,500	Pre-1977	No
NT-141	Rosin	S. Steel	4,100	Pre-1977	No
NT-202	Caustic	Steel	110	Pre-1977	No
NT-205A	Water Phase	Fiberglass	700	Pre-1977	No
NT-205B	Water Phase	Fiberglass	700	Pre-1977	No
NT-206-1	Water	Steel	610	Pre-1977	No
NT-208A	Resin Dispersions	Aluminum	19,900	Pre-1977	No
NT-208B	Resin Dispersions	Aluminum	19,900	Pre-1977	No
NT-208C	Resin Dispersions/Empty	Aluminum	11,400	Pre-1977	No
NT-209	Resin Dispersions	Aluminum	158,500	Pre-1977	No
NT-210	Caustic and Water	Steel	900	Pre-1977	No
NT-300	Wet Strength Resin	S. Steel	20,300	Pre-1977	No
NT-302A	Water Phase	Fiberglass	10,600	Pre-1977	No
NT-302B	Water Phase	Fiberglass	10,600	Pre-1977	No
NT-309A	Resin Dispersions	Aluminum	27,100	Pre-1977	No
NT-309B	Resin Dispersions	Aluminum	27,100	Pre-1977	No
NT-310A	Resin Dispersions	Aluminum	158,500	Pre-1977	No
NT-310B	Resin Dispersions/Empty	Aluminum	147,300	Pre-1977	No
NT-311	Alum	Steel	10,100	Pre-1977	No
NT-312	Lignin Sulfonate	Steel	10,700	1997	No
NT-313	Age Flocc	Steel	10,700	1997	No
NT-314	Empty/To Be Removed	Steel	10,700	Pre-1977	No
NT-315	25% Caustic	Steel	11,400	2003	No
NT-400	Empty	Steel	30,100	Pre-1977	No
NT-501TC*	Material Loading/Unloading	Steel	20,000	Pre-1977	No
NT-502TT*	Material Loading/Unloading	S. Steel	6,000	Pre-1977	No

* TC - Railroad Tank Car TT - Tank Truck

SECTION C

PASTE SIZE TANK AREA					
Emission Point No.	Material/Product Stored	Tank Material	Capacity (gallons)	Construction Date	NSPS - Subpart Kb
PS-2	Empty	Steel	12,400	Pre-1977	No
PS-3	Empty	Steel	11,750	Pre-1977	No
PS-4	Empty	Steel	11,750	Pre-1977	No
PS-5	Empty	Steel	11,750	Pre-1977	No
PS-6	Empty	Steel	13,536	Pre-1977	No
PS-7	Empty	Steel	13,536	Pre-1977	No
PS-11	Empty	Steel	12,269	Pre-1977	No
PS-21	Empty	Steel	12,269	Pre-1977	No
PS-22	Empty	Steel	12,269	Pre-1977	No
PS-23	Empty	Steel	12,269	Pre-1977	No
PS-24	Empty	Steel	12,269	Pre-1977	No
PS-29	Empty	Steel	11,750	Pre-1977	No
PS-30	Empty	Steel	11,750	Pre-1977	No
PS-33	Empty	Steel	5,182	Pre-1977	No
PS-34	Empty	Steel	5,182	Pre-1977	No
PS-35	Empty	Steel	25,831	Pre-1977	No
PS-43	Empty	Steel	51,819	Pre-1977	No
PS-45	Caustic	Steel	51,790	Pre-1977	No
PS-52	AKD/Wax Dispersions/Empty	Steel	51,819	Pre-1977	No
PS-55	Resin/Empty	Steel	51,819	Pre-1977	No
PS-56	Wastewater/Empty	Steel	51,819	Pre-1977	No
PS-58	Empty	Steel	51,819	Pre-1977	No
PS-61	Empty	Steel	51,819	Pre-1977	No
PS-62	Empty	Steel	51,819	Pre-1977	No
PS-63	Empty	Steel	926	Pre-1977	No
PS-65	50% Sodium Hydroxide	Steel	251,270	Pre-1977	No
PS-66	Empty	Steel	14,218	Pre-1977	No
PS-101TC*	Material Loading/Unloading	Steel	20,000	Pre-1977	No
PS-102TT*	Material Loading/Unloading	S. Steel	6,000	Pre-1977	No

* TC – Railroad Tank Car TT – Tank Truck

SECTION C

POLY-PALE PROCESS AREA					
Emission Point No.	Material/Product Stored	Tank Material	Capacity (gallons)	Construction Date	NSPS - Subpart Kb
P-59	Out of Service	Steel	10,278	Pre-1977	No
T-20	Out of Service	Steel	17,167	Pre-1977	No
T-22	Out of Service	Steel	400	Pre-1977	No
T-71	Out of Service	Steel	2,700	Pre-1977	No
T-77	Out of Service	Steel	10,170	Pre-1977	No
T-78	Out of Service	Steel	12,750	Pre-1977	No
T-85	Out of Service	Steel	13,600	Pre-1977	No
T-96	Out of Service	Steel	9,395	1993	No
T-100	Out of Service	Steel	8,300	Pre-1977	No
T-101	Out of Service	Steel	1,050	Pre-1977	No
T-106	Out of Service	Steel	10,310	Pre-1977	No
T-119	Out of Service	Steel	21,000	Pre-1977	No
T-120	Out of Service	Steel	125,000	Pre-1977	No
T-130	Out of Service	Steel	32,200	Pre-1977	No
T-132	Out of Service	Steel	82,000	Pre-1977	No
T-133	Out of Service	Steel	31,200	Pre-1977	No
T-134	Out of Service	Steel	75	1989	No
T-135	Out of Service	Steel	350	1990	No
T-136	Out of Service	Steel	1,100	1990	No
T-137	Out of Service	Steel	4,000	Pre-1977	No
T-138	Out of Service	Steel	1,100	1992	No
T-301TC*	Material Loading/Unloading	Steel	20,000	Pre-1977	No
T-302TT*	Material Loading/Unloading	Steel	6,000	Pre-1977	No

* TC – Railroad Tank Car TT – Tank Truck

ROSIN SHED AREA					
Emission Point No.	Material/Product Stored	Tank Material	Capacity (gallons)	Construction Date	NSPS - Subpart Kb
B-18	Out of Service	Steel	18,613	Pre-1977	No
B-19	Out of Service	Steel	12,796	Pre-1977	No
B-20	Out of Service	Steel	6,662	Pre-1977	No
B-21	Out of Service	Steel	5,264	Pre-1977	No
B-101TC*	Material Loading/Unloading	Steel	20,000	Pre-1977	No
B-102TT*	Material Loading/Unloading	Steel	6,000	Pre-1977	No

* TC – Railroad Tank Car TT – Tank Truck

SECTION C

ROSIN AMINE DERIVATIVES PROCESS AREA					
Emission Point No.	Material/Product Stored	Tank Material	Capacity (gallons)	Construction Date	NSPS - Subpart Kb
RA-1	Amine D	Steel	8,218	Pre-1977	No
RA-2	Amine D	Steel	4,512	Pre-1977	No
RA-3	Amine D	Steel	4,512	Pre-1977	No
RA-4	Ammonia Water (oil layer)	Steel	5,702	Pre-1977	No
RA-5	Distilled Nitrile	Steel	10,000	Pre-1977	No
RA-6	Amine D	Steel	5,207	Pre-1977	No
RA-7	Crude Nitrile/Empty	Steel	11,844	Pre-1977	No
RA-8	Empty	Steel	150	Pre-1977	No
RA-9	Distilled Nitrile	Steel	8,215	Pre-1977	No
RA-10	Distilled Nitrile	Steel	8,215	Pre-1977	No
RA-11	Crude Nitrile/Empty	Steel	14,100	Pre-1977	No
RA-12	731D/Resin	Steel	25,380	Pre-1977	No
RA-13	Empty	Steel	4,464	Pre-1977	No
RA-15	5% Caustic	Steel	10,400	Pre-1977	No
RA-16	PolyRad/Surfactant	Steel	2,406	Pre-1977	No
RA-17	PolyRad/Surfactant	Steel	3,065	Pre-1977	No
RA-18	PolyRad/Surfactant	Steel	3,065	Pre-1977	No
RA-19	PolyRad/Surfactant	Steel	488	Pre-1977	No
RA-20	PolyRad/Surfactant	Steel	488	Pre-1977	No
RA-23	Resin	Steel	4,510	Pre-1977	No
RA-24	5% Sodium Hydroxide	Steel	40	Pre-1977	No
RA-25	Pexoil (light ends)	Steel	4,464	Pre-1977	No
RA-26	Nitrile	Steel	2,840	Pre-1977	No
RA-27	Lime/Nitrile	Steel	225	Pre-1977	No
RA-28	Amine D Acetate	Aluminum	2,812	Pre-1977	No
RA-29	Amine D Acetate/Empty	Aluminum	2,924	Pre-1977	No
RA-30	Glacial Acetic Acid	Steel	1,902	Pre-1977	No
RA-37	Rosin	Steel	1,990	Pre-1977	No
RA-40	Wastewater	Steel	25,350	Pre-1977	No
RA-41	Wastewater	Steel	25,350	Pre-1977	No
RA-44	Wastewater/Empty	Steel	9,877	Pre-1977	No
RA-49	Waste Oils	Steel	17,230	Pre-1977	No
RA-50	Ethylene Oxide	Steel	17,550	Pre-1977	No
RA-51	Isopropyl Alcohol	Steel	17,550	Pre-1977	No
RA-52	Acetic Acid	Steel	11,280	Pre-1977	No
RA-53	Heat Transfer Fluid	Steel	1,176	Pre-1977	No
RA-54	Ammonia	Steel	12,113	Pre-1977	No
RA-55	Ammonia	Steel	12,113	Pre-1977	No
RA-56	Wastewater	Steel	12,750	Pre-1977	No
RA-57	Wastewater	Steel	12,750	Pre-1977	No
RA-63	Ammonia	Steel	25	1987	No
HP-40	Wastewater	Steel	20,000	Pre-1977	No
HP-43	Wastewater	Steel	10,000	Pre-1977	No
HP-44	Wastewater	Steel	10,000	Pre-1977	No
RA-101TC*	Material Loading/Unloading	Steel	20,000	Pre-1977	No

* TC – Railroad Tank Car

SECTION C

HARD RESINS PROCESS AREA					
Emission Point No.	Material/Product Stored	Tank Material	Capacity (gallons)	Construction Date	NSPS - Subpart Kb
H-23	Out of Service	Steel	8,812	Pre-1977	No
P-1	Out of Service	Steel	27,970	Pre-1977	No
S-23	Out of Service	Steel	6,187	Pre-1977	No
S-40	Out of Service	Steel	18,320	Pre-1977	No
S-74	Out of Service	Steel	2,135	Pre-1977	No
S-75	Out of Service	Steel	8,804	Pre-1977	No
S-80	Out of Service	Steel	2,203	Pre-1977	No
S-84	Out of Service	Steel	8,000	Pre-1977	No
S-85	Out of Service	Steel	8,000	Pre-1977	No
S-86	Out of Service	Steel	8,000	Pre-1977	No
S-89	Out of Service	Steel	11,840	Pre-1977	No
S-91	Out of Service	Steel	13,151	Pre-1977	No
S-94	Out of Service	Steel	8,804	Pre-1977	No
S-95	Out of Service	Steel	8,804	Pre-1977	No
S-97	Out of Service	Aluminum	8,220	Pre-1977	No
S-98	Out of Service	Aluminum	8,220	Pre-1977	No
S-110	Out of Service	Steel	3,933	Pre-1977	No
S-111	Out of Service	Steel	3,933	Pre-1977	No
S-115	Out of Service	Steel	2,730	Pre-1977	No
S-116	Out of Service	Steel	1,222	Pre-1977	No
S-118	Out of Service	Steel	43	Pre-1977	No
S-119	Out of Service	Steel	43	Pre-1977	No
S-120	Out of Service	Steel	43	Pre-1977	No
S-122	Out of Service	Steel	43	Pre-1977	No
S-123	Out of Service	Aluminum	16,061	Pre-1977	No
S-124	Out of Service	Aluminum	19,036	Pre-1977	No
S-125	Out of Service	Steel	19,000	Pre-1977	No
S-401TC*	Material Loading/Unloading	Steel	20,000	Pre-1977	No
S-402TT*	Material Loading/Unloading	Steel	6,000	Pre-1977	No

* TC – Railroad Tank Car TT – Tank Truck

SECTION C

ROSIN DISTILLATION PROCESS AREA					
Emission Point No.	Material/Product Stored	Tank Material	Capacity (gallons)	Construction Date	NSPS - Subpart Kb
FL-1	Out of Service	Steel	881	Pre-1977	No
FL-3	Out of Service	Steel	1,903	Pre-1977	No
FL-4	Out of Service	Steel	71	Pre-1977	No
FL-10	Out of Service	Steel	14,210	Pre-1977	No
FL-11	Out of Service	Steel	14,210	Pre-1977	No
H-4	Out of Service	Steel	220	Pre-1977	No
H-6	Out of Service	Steel	1,775	Pre-1977	No
H-9	Out of Service	Steel	1,535	Pre-1977	No
H-10	Out of Service	Steel	1,535	Pre-1977	No
H-11	Out of Service	Steel	660	Pre-1977	No
H-12	Out of Service	Steel	33	Pre-1977	No
H-16	Out of Service	Steel	188	Pre-1977	No
H-27	Out of Service	Steel	421	Pre-1977	No
H-28	Out of Service	Steel	31,724	Pre-1977	No
H-29	Out of Service	Steel	734	Pre-1977	No
H-30	Out of Service	Steel	734	Pre-1977	No
Spare	Out of Service	Steel	19,000	Pre-1977	No
Spare	Out of Service	Steel	19,000	Pre-1977	No
Spare	Out of Service	Steel	19,000	Pre-1977	No
Spare	Out of Service	Steel	2,000	Pre-1977	No
Spare	Out of Service	Steel	2,000	Pre-1977	No
Spare	Out of Service	Steel	6,000	Pre-1977	No
Spare	Out of Service	Steel	10,200	Pre-1977	No
SA-605	Out of Service	Steel	6,925	Pre-1977	No
H-101TC*	Material Loading/Unloading	Steel	20,000	Pre-1977	No
H-102TT*	Material Loading/Unloading	Steel	6,000	Pre-1977	No

* TC – Railroad Tank Car TT – Tank Truck

SECTION C

EFFLUENT TREATMENT AREA					
Emission Point No.	Material/Product Stored	Tank Material	Capacity (gallons)	Construction Date	NSPS - Subpart Kb
ET-1	40% Sulfuric Acid/Toluene	FRP	3,300	Pre-1977	No
ET-2	40% Sulfuric Acid/Toluene	FRP	4,300	Pre-1977	No
ET-5	98% Sulfuric Acid/Empty	Steel	4,900	1978	No
ET-6	93% Sulfuric Acid/Empty	Steel	8,800	1978	No
ET-7	Out of Service	Steel	7,600	Pre-1977	No
ET-8	Out of Service	Steel	169,600	1978	No
ET-9	Out of Service	Steel	3,300	1978	No
ET-10	Wastewater	Steel	5,111,100	1982	No
ET-11	Out of Service	Steel	17,100	1981	No
ET-12	Out of Service	Steel	9,300	1985	No
ET-14	Out of Service	Steel	169,600	Pre-1977	No
ET-15	Out of Service	Steel	3,300	Pre-1977	No
ET-16	Out of Service	Steel	280	1978	No
ET-17	Out of Service	Steel	1,210	1978	No
V-1	Out of Service	Steel	46,900	1979	No
V-2	Out of Service	Steel	46,900	1979	No
V-3	Out of Service	Steel	46,900	1979	No
V-4	Out of Service	Steel	4,300	Pre-1977	No
V-5	Out of Service	Steel	4,300	Pre-1977	No
V-6	Out of Service	Steel	4,300	Pre-1977	No
V-7	Out of Service	Steel	2,200	Pre-1977	No
V-8	Out of Service	Steel	8,500	Pre-1977	No
V-10	Out of Service	Steel	160	Pre-1977	No
V-11	Out of Service	Steel	15,200	Pre-1977	No
V-12	Out of Service	Steel	4,300	Pre-1977	No
ET-101TC*	Material Loading/Unloading	Steel	20,000	Pre-1977	No

* TC - Railroad Tank Car

FACILITY FIRE WATER PROTECTION					
Emission Point No.	Material/Product Stored	Tank Material	Capacity (gallons)	Construction Date	NSPS - Subpart Kb
FP-1	Water	Steel	444,500	Pre-1977	No
FP-2	Gasoline	Steel	280	Pre-1977	No
FP-3	Diesel	Steel	350	Pre-1977	No

SECTION C

LOADING SHED AREA					
Emission Point No.	Material/Product Stored	Tank Material	Capacity (gallons)	Construction Date	NSPS - Subpart Kb
L-7	Pine Oil/Empty	Steel	5,600	Pre-1977	No
L-8	Pine Oil/Empty	Steel	2,900	Pre-1977	No
L-9	Pine Oil/Empty	Steel	2,900	Pre-1977	No
L-101TC*	Material Loading/Unloading	Steel	20,000	Pre-1977	No
L-102TT*	Material Loading/Unloading	Steel	6,000	Pre-1977	No

* TC – Railroad Tank Car TT – Tank Truck

YARD TANKS					
Emission Point No.	Material/Product Stored	Tank Material	Capacity (gallons)	Construction Date	NSPS - Subpart Kb
Y-25	Empty	Steel	317	Pre-1977	No
Y-37	Gasoline	Steel	17,615	Pre-1977	No
Y-45	Diesel	Steel	5,640	Pre-1977	No

SYNTHETIC RESINS TANKS					
Emission Point No.	Material/Product Stored	Tank Material	Capacity (gallons)	Construction Date	NSPS - Subpart Kb
VN-1	Empty	Steel	47,049	Pre-1977	No
VN-3	Pamak TP	Steel	21,149	Pre-1977	No
TP-2	Empty	Steel	10,260	Pre-1977	No
TP-3	Empty	Steel	5,640	Pre-1977	No
TP-101TC*	Material Loading/Unloading	Steel	20,000	Pre-1977	No

* TC – Railroad Tank Car

RISK MANAGEMENT PLANS

If a risk management plan is required pursuant to the Mississippi Air Toxics Regulations, APC-S-8, and Section 112(r) of Title III of the Clean Air Act, the permit applicant need only clarify intentions to comply with the requirement to register such a plan. It will not be necessary to incorporate the content of the risk management plan as a permit term.

Please answer the following questions:

- I. Are you required to develop and register a risk management plan pursuant to Section 112(r)?
 Yes No

Only if "yes", answer questions II., III., and/or IV.

- II. Have you developed and submitted the risk management plan to EPA's RMP Reporting Center?
 Yes No

- III. If yes, date submitted: June 16, 1999

- IV. If no, provide a schedule below for the development and submittal of the risk management plan to the Reporting Center. Please notify the MDEQ's Air Division once the risk management plan has been submitted to the Reporting Center.

KYMENE PROCESS AREA

MANUFACTURING PROCESSES (page 1 of 2)

SECTION E

1. Emission Point No./ Name: AA-000, Kymene Process Area
2. Process Description: The Kymene Process Area produces specialty chemicals used primarily as wet strength additives in the manufacture of paper. Components in Epichlorohydrin service are subject to NESHAP 40 CFR 63, Subpart W for controlling HAP emissions. Equipment in the process area includes reactors, tanks, vents, piping, etc. Emissions occur from associated equipment and from fugitive losses.
3. Was this unit constructed or modified after August 7, 1977? X yes no
If yes please give date and explain. Modified in February 2003.
4. Capacity (in tons/hr): Wet Strength Resin- 6.96 tons/hr Polymer - 1.15 tons/hr
5. Raw Material Input:

MATERIAL	QUANTITY/HR AVERAGE	QUANTITY/HR MAXIMUM	QUANTITY/YEAR MAXIMUM**
Wet Strength Resins			
Epichlorohydrin	625 lbs	625 lbs	5,475,000 lbs
Pre-Polymer	2309 lbs	2309 lbs	20,226,840 lbs
Sulfuric Acid	68 lbs	68 lbs	595,680 lbs
Antifoam	1 lb	1 lb	8760 lbs
Potassium Sorbate	1 lb	1 lb	8760 lbs
Hexamethylenediamine	565 lbs	565 lbs	4,949,400 lbs
Water	10,917 lbs	10,917 lbs	95,632,920 lbs
Pre-Polymer			
Adipic Acid	804 lbs	804 lbs	7,043,040 lbs
Diethylenetriamine	565 lbs	565 lbs	4,949,400 lbs
Water	940 lbs	940 lbs	8,234,400 lbs

* Actual 2002 Kymene production (73,462,683 lbs).

** Maximum quantity per year is based on maximum quantity per hour for 24 hrs/day and 365 days/yr.

6. Product Output:

PRODUCT or BY-PRODUCT	QUANTITY/HR AVERAGE	QUANTITY/HR MAXIMUM	QUANTITY/YEAR
Wet Strength Resins	13,920 lbs	13,920 lbs	121,939,200 lbs
Pre-Polymer	2309 lbs	2309 lbs	20,226,840 lbs

7. Stack Data:

AA-001 Kymene Process Vent equipped with a packed bed scrubber.

A. Height: 30 ft C. Exit gas velocity: Variable
 B. Inside diameter: 0.5 ft D. Exit gas temperature: Ambient

AA-002 Kymene Adipic Acid Handling System equipped with a dust collector.

A. Height: 40 ft C. Exit gas velocity: 27.6 ft/s
 B. Inside diameter: 0.67 ft D. Exit gas temperature: Ambient

8. UTM Coordinates:

A. Zone 16 B. North 3469.40 C. East 280.60

MANUFACTURING PROCESSES (page 2 of 2)

SECTION E

9. POLLUTANT EMISSIONS:

Example emission rate calculations, monitoring data, or stack test data must be attached in accordance with Operating Permit Application Requirements, pp. 3-5.

EMISSION POINT NO.	POLLUTANT (note 1)	CONTROL EQUIPMENT		ACTUAL EMISSION RATE (in accordance with Operating Permit Application Requirements, pp. 3-5)		PROPOSED ALLOWABLE EMISSION RATE (Optional)				
		* yes/no	effic.	note 2	lb/hr	tn/yr	note 2	lb/hr	tn/yr	
AA-000**	VOC	No				1.50			1.50	
	Epichlorohydrin					1.50			1.50	
AA-001	VOC	Yes	98%			0.41			8.4	
	Epichlorohydrin					0.41			8.4	
AA-002	PM/PM ₁₀	Yes	99%			0.212			21.20	92.86

- All regulated air pollutants including hazardous air pollutants emitted from this source should be listed in accordance with Operating Permit Application Requirements, pp. 3-5. A list of regulated air pollutants has been provided in Section A.
- Provide emission rate in units of applicable emission standard, e.g. lb/MMBtu, gr/dscf, etc. This may not apply to every emission point or every pollutant from an emission point.

* If yes, attach appropriate Air Pollution Control Data Sheet from Section L or manufacturers specifications if other.
 ** Fugitive emissions and insignificant sources associated with the Kymene Process Area.

SCRUBBERS (Page 1 of 2)

SECTION L5

1. Emission Point No. / Name: AA-001

2. Manufacturers Name and Model No.: Croll Reynolds 18T-15H

3. Date of construction for existing sources or date of anticipated start-up for new sources:
April 1991

4. Scrubber Data:

a) Scrubber type: Venturi Orifice
 X Packed Tower Gravity Tower
 Cyclonic Condenser
 X Mist Eliminator Impingement Plate
 Other:

b) Liquid injection rate:
 1) Design maximum: 15 gpm @ 15 psia
 2) Expected average: 15 gpm @ 10 psia

c) Pressure drop: 6 inches H₂O

d) Scrubbing liquid: **Water**
 1) X Once - through Recycled
 2) If recycled: gpm make - up rate
 3) If water, describe settling basin: NA
 4) Solution / Reactant systems:
 a) Chemical make - up: NA
 b) How is discharge handled, treated? Impoundment Basin to POTW

e) Gas flow: X Counter current Concurrent
 1) Flow rate: 512 acfm
 2) Inlet Temperature: 100 °F

f) Venturi Data: **NA**
 1) Inlet Area: ft²
 2) Throat Area: ft²
 3) Throat velocity: ft / sec
 4) Fixed throat Variable throat

g) Packed or Plate Tower Data:
 1) Surface Area: 1.5 ft diameter
 2) Packing depth: 15 ft
 3) Type of packing: X Rings Saddles
 Other:
 4) No. of plates: NA
 5) Type of plates:

h) Demisting Data:
 1) Mist eliminator filter area: 1.5 ft diameter
 2) Type: Cyclone Vanes Pad
 X Other:

i) Efficiency: 98 %

SCRUBBERS (Page 2 of 2)

SECTION L5

j) Are extra nozzles readily available? _____ Yes No
How many? _____

k) Pressure measurement devices installed? _____ Yes No

5. Which process(es) does the scrubber control emissions from? Wet Strength Resin and Pre-Polymer
Batch Reactors

BAGHOUSES

SECTION L1

1. Emission Point No. / Name : AA-002
2. Manufacturers Name & Model No.: Unknown
3. Date of construction for existing sources or date of anticipated start-up for new sources:
Pre-1977
4. Baghouse Data:
 - a) Cloth area: 47 ft²
 - b) Air to cloth ratio: Unknown acfm/ft²
 - c) Type of bag: Woven Felted
Membrane X Other: Nylon
 - d) Bag material: Nylon
 - e) No. of bags: 24
 - f) No. of compartments: 1
 - g) Bag length: 3 ft
 - h) Bag diameter: 0.21 ft
 - i) Pressure drop: Unknown inches H₂O
 - j) Pressure measurement device installed: Yes X No
 - k) Air flow: Unknown acfm @ 72 °F
 - l) Efficiency: 99 %
 - m) Dirty air on: inside X outside of bag
 - n) Time between bag cleaning: Continuous during batch operation
 - o) Method of bag cleaning: X Shaking Reverse Air
 Pulse Jet Other:
 - p) Are extra bags readily available: X Yes No How Many? 30 (re-order minimum)
 - q) How is the collected dust stored, handled, disposed of? Reused or disposed of properly
5. Which process(es) does the baghouse control emissions from? Loading of Adipic Acid (powder) into Pre-Polymer Batch Reactor.

**COMPLIANCE DEMONSTRATION
BY RECORDKEEPING**

SECTION M7

1. Emission Point No./Name: AA-000
2. Pollutant: VOC and HAP (Epichlorohydrin)
3. Material or parameter being monitored or recorded: Leak Detection and Repair (LDAR)
4. Method of monitoring and recordkeeping: The Kymene Process Area equipment (reactor, tanks, agitator, valves, relief valves, pumps, and connectors) that directly contacts epichlorohydrin are monitored for leaks and the data is recorded on a schedule determined by 40 CFR 63, Subpart H and Subpart W.
5. List any EPA methods used: EPA Reference Method 21
6. Compliance shall be demonstrated:
 Daily Weekly X Monthly X Quarterly X Yearly

**COMPLIANCE DEMONSTRATION
BY RECORDKEEPING**

SECTION M7

1. Emission Point No./Name: AA-001
2. Pollutant: VOC and HAPs
3. Material or parameter being monitored or recorded: Scrubber water flow rate
4. Method of monitoring and recordkeeping: The scrubber water flowrate (gal/min) is monitored and recorded on a weekly basis to ensure the scrubber operates at the designed efficiency.
5. List any EPA methods used: NA
6. Compliance shall be demonstrated:
 Daily X Weekly Monthly Quarterly

**COMPLIANCE DEMONSTRATION
BY RECORDKEEPING**

SECTION M7

1. Emission Point No./Name: AA-001

2. Pollutant: HAPs (Epichlorohydrin)

3. Material or parameter being monitored or recorded: Epichlorohydrin

4. Method of monitoring and recordkeeping: The total Epichlorohydrin emitted will be calculated on a monthly basis and a 12-month emissions total. The calculations will be based on Kymene production and industry knowledge.

5. List any EPA methods used: NA

6. Compliance shall be demonstrated:

 Daily Weekly X Monthly Quarterly

**COMPLIANCE DEMONSTRATION
BY RECORDKEEPING**

SECTION M7

1. Emission Point No./Name: AA-002

2. Pollutant: PM

3. Material or parameter being monitored or recorded: Blower (on/off) and visual inspection of baghouse

4. Method of monitoring and recordkeeping: The dust collector is monitored on a weekly basis during the loading of Adipic Acid to ensure the baghouse blower is on and the control equipment is operating as intended. Also, a visual inspection of the baghouse is conducted as part of a preventative maintenance program and comments are logged on a weekly basis.

5. List any EPA methods used: NA

6. Compliance shall be demonstrated:
 Daily X Weekly Monthly Quarterly



PARACOL/AKD PROCESS AREA

MANUFACTURING PROCESSES (page 1 of 2)

SECTION E

1. Emission Point No./ Name: AB-000, Paracol/AKD Process Area
2. Process Description: The Paracol/AKD Process Area produces AKD and Wax Dispersions (specialty chemicals) used primarily as internal and surface sizing agents in the manufacture of paper. Equipment in the process area includes reactors, tanks, vents, piping, etc. Emissions occur from associated equipment and from fugitive losses.
3. Was this unit constructed or modified after August 7, 1977? X yes no
If yes please give date and explain. Installed scrubber in 1987.
4. Capacity (in tons/hr): 6.20 tons/hr
5. Raw Material Input:

MATERIAL	QUANTITY/HR AVERAGE	QUANTITY/HR MAXIMUM	QUANTITY/YEAR MAXIMUM* **
Kymene	503 lbs	503 lbs	4,406,280 lbs
Aquapel	1302 lbs	1302 lbs	11,405,520 lbs
Sulfonates	182 lbs	182 lbs	1,594,320 lbs
Starch	283 lbs	283 lbs	2,479,080 lbs
Water	9305 lbs	9305 lbs	81,511,800 lbs
Wax	673 lbs	673 lbs	5,895,480 lbs
Age Flocc	61 lbs	61 lbs	534,360 lbs
Gum Ghatti	3 lbs	3 lbs	26,280 lbs
Triethanolamine	3 lbs	3 lbs	26,280 lbs
Stearic Acid	5 lbs	5 lbs	43,800 lbs
Sulfuric Acid	<1 lb	<1 lb	<8760 lbs
Biocide	6 lbs	6 lbs	52,560 lbs
Alum	75 lbs	75 lbs	657,000 lbs

* Actual 2002 Paracol production (29,614,451 lbs).

** Maximum quantity per year is based on maximum quantity per hour for 24 hrs/day and 365 days/yr.

6. Product Output:

PRODUCT or BY-PRODUCT	QUANTITY/HR AVERAGE	QUANTITY/HR MAXIMUM	QUANTITY/YEAR
AKD and Wax Dispersions	12,400 lbs	12,400 lbs	108,624,000 lbs

7. Stack Data:

AB-001 Paracol/AKD Processes are vented through a water scrubber.

A. Height: 15 ft C. Exit gas velocity: 50.9 ft/s
 B. Inside diameter: 0.83 ft D. Exit gas temperature: Ambient

8. UTM Coordinates:

A. Zone 16 B. North 3469.40 C. East 280.70

MANUFACTURING PROCESSES (page 2 of 2)

SECTION E

9. POLLUTANT EMISSIONS:

Example emission rate calculations, monitoring data, or stack test data must be attached in accordance with Operating Permit Application Requirements, pp. 3-5.

EMISSION POINT NO.	POLLUTANT (note 1)	CONTROL EQUIPMENT		ACTUAL EMISSION RATE (in accordance with Operating Permit Application Requirements, pp. 3-5)		PROPOSED ALLOWABLE EMISSION RATE (Optional)			
		* yes/no	effc.	note 2	lb/hr	tn/yr	note 2	lb/hr	tn/yr
AB-001	PM/PM ₁₀	Yes	75%		0.66	2.87		2.63	11.50

1. All regulated air pollutants including hazardous air pollutants emitted from this source should be listed in accordance with Operating Permit Application Requirements, pp. 3-5. A list of regulated air pollutants has been provided in Section A.
 2. Provide emission rate in units of applicable emission standard, e.g. lb/MMbtu, gr/dscf, etc. This may not apply to every emission point or every pollutant from an emission point.
- * If yes, attach appropriate Air Pollution Control Data Sheet from Section L or manufacturers specifications if other.

SCRUBBERS (Page 1 of 2)

SECTION L5

1. Emission Point No. / Name: AB-001

2. Manufacturers Name and Model No.: Hercules, Inc.

3. Date of construction for existing sources or date of anticipated start-up for new sources: 1987

4. Scrubber Data:

a) Scrubber type: Venturi Orifice
 Packed Tower Gravity Tower
 Cyclonic Condenser
 Mist Eliminator Impingement Plate
 Other: _____

b) Liquid injection rate:
1) Design maximum: 6.1 gpm @ 40 psia
2) Expected average: 6.1 gpm @ 40 psia

c) Pressure drop: 6 inches H₂O (estimated)

d) Scrubbing liquid: **Water**
1) Once - through Recycled
2) If recycled: _____ gpm make - up rate
3) If water, describe settling basin: NA
4) Solution / Reactant systems:
a) Chemical make - up: NA
b) How is discharge handled, treated? Impoundment Basin to POTW

e) Gas flow: Counter current Concurrent
1) Flow rate: 500 acfm
2) Inlet Temperature: Ambient °F

f) Venturi Data: **NA**
1) Inlet Area: _____ ft²
2) Throat Area: _____ ft²
3) Throat velocity: _____ ft / sec
4) Fixed throat Variable throat

g) Packed or Plate Tower Data: **NA**
1) Surface Area: _____ ft diameter
2) Packing depth: _____ ft
3) Type of packing: _____ Rings _____ Saddles
Other: _____
4) No. of plates: _____
5) Type of plates: _____

h) Demisting Data: **NA**
1) Mist eliminator filter area: _____ ft diameter
2) Type: _____ Cyclone _____ Vanes _____ Pad
Other: _____

i) Efficiency: 75 % (estimated)

SCRUBBERS (Page 2 of 2)

SECTION L5

j) Are extra nozzles readily available? _____ Yes X No
How many? _____

k) Pressure measurement devices installed? _____ Yes X No

5. Which process(es) does the scrubber control emissions from? Paracol/AKD Process Area Vents and Melter.

**COMPLIANCE DEMONSTRATION
BY RECORDKEEPING**

SECTION M7

1. Emission Point No./Name: AB-001

2. Pollutant: PM

3. Material or parameter being monitored or recorded: Scrubber water flow rate

4. Method of monitoring and recordkeeping: The scrubber water flow rate (gal/min) is monitored and recorded on a weekly basis to ensure the scrubber operates at the designed efficiency.

5. List any EPA methods used: NA

6. Compliance shall be demonstrated:
 Daily X Weekly Monthly Quarterly



POLY-PALE PROCESS AREA



MANUFACTURING PROCESSES (page 2 of 2)

SECTION E

9. POLLUTANT EMISSIONS:

Example emission rate calculations, monitoring data, or stack test data must be attached in accordance with Operating Permit Application Requirements, pp. 3-5.

EMISSION POINT NO.	POLLUTANT (note 1)	CONTROL EQUIPMENT		ACTUAL EMISSION RATE (in accordance with Operating Permit Application Requirements, pp. 3-5)		PROPOSED ALLOWABLE EMISSION RATE (Optional)	
		* yes/no	effic.	note 2 lb/hr	tn/yr	note 2 lb/hr	tn/yr
AC-004	PM/PM ₁₀	No			3.94		12.52
	VOC				0.49		1.57

1. All regulated air pollutants including hazardous air pollutants emitted from this source should be listed in accordance with Operating Permit Application Requirements, pp. 3-5. A list of regulated air pollutants has been provided in Section A.
2. Provide emission rate in units of applicable emission standard, e.g. lb/MMbtu, gr/dscf, etc. This may not apply to every emission point or every pollutant from an emission point.

* If yes, attach appropriate Air Pollution Control Data Sheet from Section L or manufacturers specifications if other.

**COMPLIANCE DEMONSTRATION
BY RECORDKEEPING**

SECTION M7

1. Emission Point No./Name: AC-004

2. Pollutant: PM and VOC

3. Material or parameter being monitored or recorded: Raw material input

4. Method of monitoring and recordkeeping: The number of rosin drums opened and melted in the Rosin Melter are monitored and recorded on a daily basis.

5. List any EPA methods used: NA

6. Compliance shall be demonstrated:
 X Daily Weekly Monthly Quarterly





NEUPHOR PROCESS AREA



MANUFACTURING PROCESSES (page 1 of 2)

SECTION E

1. Emission Point No./ Name: AD-000, Neuphor Process Area
2. Process Description: The Neuphor Process Area produces various resin dispersions (specialty chemicals) used as internal sizing agents in the manufacture of paper and as adhesives, coatings, and binders in diverse industrial applications. Equipment in the process area includes reactors, tanks, vents, piping, etc. Emissions occur from associated equipment and fugitive losses.
3. Was this unit constructed or modified after August 7, 1977? X yes no
If yes please give date and explain. Neuphor Process was initiated in 1987.
4. Capacity (in tons/hr): Resin Dispersions – 11.1 tons/hr Rosin Adduct – 4.96 tons/hr
5. Raw Material Input:

MATERIAL	QUANTITY/HR AVERAGE	QUANTITY/HR MAXIMUM	QUANTITY/YEAR MAXIMUM* **
Resin Dispersions			
Resin	6751 lbs	6751 lbs	59,138,760 lbs
Casein	64 lbs	64 lbs	560,640 lbs
Kymene	1389 lbs	1389 lbs	12,167,640 lbs
Water	12,637 lbs	12,637 lbs	110,700,120 lbs
Aqueous Ammonia	14 lbs	14 lbs	122,640 lbs
Biocide	9 lbs	9 lbs	78,840 lbs
Caustic	36 lbs	36 lbs	315,360 lbs
Alum	1299 lbs	1299 lbs	11,379,240 lbs
Rosin Adduct			
Rosin	9450 lbs	9450 lbs	82,782,000 lbs
Fumaric Acid	640 lbs	640 lbs	5,606,400 lbs
Maleic Anhydride	640 lbs	640 lbs	5,606,400 lbs

* Actual 2002 Neuphor production (49,020,813 lbs).

** Maximum quantity per year is based on maximum quantity per hour for 24 hrs/day and 365 days/yr.

6. Product Output:

PRODUCT or BY-PRODUCT	QUANTITY/HR AVERAGE	QUANTITY/HR MAXIMUM	QUANTITY/YEAR
Resin Dispersions	22,200 lbs	22,200 lbs	194,472,000 lbs
Rosin Adduct	9920 lbs	9920 lbs	86,899,200 lbs

7. Stack Data:

AD-001 Adduct Reactor is vented through an activated carbon bed with scrubber (see insignificant activities, Section C).

A. Height: 20 ft C. Exit gas velocity: 0.39 ft/s
 B. Inside diameter: 0.5 ft D. Exit gas temperature: Ambient

8. UTM Coordinates:

A. Zone 16 B. North 3469.50 C. East 280.00

MANUFACTURING PROCESSES (page 2 of 2)

SECTION E

9. POLLUTANT EMISSIONS:

Example emission rate calculations, monitoring data, or stack test data must be attached in accordance with Operating Permit Application Requirements, pp. 3-5.

EMISSION POINT NO.	POLLUTANT (note 1)	CONTROL EQUIPMENT		ACTUAL EMISSION RATE (in accordance with Operating Permit Application Requirements, pp. 3-5)		PROPOSED ALLOWABLE EMISSION RATE (Optional)		
		* yes/no	effic.	note 2	lb/hr	note 2	lb/hr	tn/yr
AD-001**	VOC							

1. All regulated air pollutants including hazardous air pollutants emitted from this source should be listed in accordance with Operating Permit Application Requirements, pp. 3-5. A list of regulated air pollutants has been provided in Section A.
2. Provide emission rate in units of applicable emission standard, e.g. lb/MMBtu, gr/dscf, etc. This may not apply to every emission point or every pollutant from an emission point.

* If yes, attach appropriate Air Pollution Control Data Sheet from Section L or manufacturers specifications if other.
 ** Insignificant activities - Section C, per MDEQ submittal on January 22, 2002.





ROSIN AMINE DERIVATIVES PROCESS AREA



MANUFACTURING PROCESSES (page 1 of 2)

SECTION E

1. Emission Point No./ Name: AF-000, Rosin Amine Derivatives (RAD) Process Area and AF-000(EO), RAD Process Area in Ethylene Oxide service

2. Process Description: The RAD Process Area produces chemicals (Rosin Amine and Ethylene Oxide Derivatives) primarily used as corrosion inhibitors. The Polyether Polyol (in EO service) manufacturing components are subject to NESHAP 40 CFR 63, Subpart PPP for controlling HAP emissions. Equipment in the process area includes reactors, tanks, vents, piping, etc. Emissions occur from associated equipment and fugitive losses.

3. Was this unit constructed or modified after August 7, 1977? X yes no
 If yes please give date and explain. Installed Ammonia Scrubber in 1997 and modified operation of EO scrubber in 2002.

4. Capacity (in tons/hr): Resin Nitrile – 0.51 tph, Distilled Nitrile – 0.51 tph, Resin Amine – 0.37 tph, Resin Amine Acetates – 0.01 tph, RADs – 0.10 tph, and EODs – 0.05 tph

5. Raw Material Input:

MATERIAL	QUANTITY/HR AVERAGE	QUANTITY/HR MAXIMUM	QUANTITY/YEAR MAXIMUM**
Resin Nitrile			
Resin	1342 lbs	1342 lbs	11,755,920 lbs
Ammonia	119 lbs	119 lbs	1,042,440 lbs
Distilled Nitrile			
Resin Nitrile	1020 lbs	1020 lbs	8,935,200 lbs
Resin Amine			
Distilled Nitrile	793 lbs	793 lbs	6,946,680 lbs
Hydrogen Gas	11 mcf	11 mcf	96,360 mcf
Resin Amine Acetates			
Resin Amine	8 lbs	8 lbs	70,080 lbs

Acetic Acid	6 lbs	6 lbs	52,560 lbs
Isopropyl Alcohol	3 lbs	3 lbs	26,280 lbs
Resin Amine Derivatives			
Resin Amine	76 lbs	76 lbs	665,760 lbs
Ethylene Oxide	86 lbs	86 lbs	753,360 lbs
Isopropyl Alcohol	47 lbs	47 lbs	411,720 lbs
Ethylene Oxide Derivatives			
Rosin	33 lbs	33 lbs	289,080 lbs
Ethylene Oxide	71 lbs	71 lbs	621,960 lbs

* Actual 2002 RAD production (Amine D - 384,615 lbs, Polyrams - 114,640 lbs, & Surfactants - 38,425 lbs).

** Maximum quantity per year is based on maximum quantity per hour for 24 hrs/day and 365 days/yr.

6. Product Output:

PRODUCT or BY-PRODUCT	QUANTITY/HR AVERAGE	QUANTITY/HR MAXIMUM	QUANTITY/YEAR
Resin Nitrile	1020 lbs	1020 lbs	8,935,200 lbs
Distilled Nitrile	1020 lbs	1020 lbs	8,935,200 lbs
Resin Amine	732 lbs	732 lbs	6,412,320 lbs
Resin Amine Acetates	18 lbs	18 lbs	157,680 lbs
RADs	194 lbs	194 lbs	1,699,440 lbs
EODs	89 lbs	89 lbs	779,640 lbs

7. Stack Data:

AF-002 RAD Process Ammoniation Vent, which is equipped with a water scrubber.

A. Height: 15 ft C. Exit gas velocity: 0-1 ft/s
 B. Inside diameter: 0.5 ft D. Exit gas temperature: Ambient

AF-004 Ethylene Oxide Packed Bed Scrubber (with Sulfuric Acid) to control EO emissions.

A. Height: 50 ft C. Exit gas velocity: 0-1 ft/s
 B. Inside diameter: 0.25 ft D. Exit gas temperature: Ambient

8. UTM Coordinates:

A. Zone 16 B. North 3469.40 C. East 280.40

MANUFACTURING PROCESSES (page 2 of 2)

SECTION E

9. POLLUTANT EMISSIONS:

Example emission rate calculations, monitoring data, or stack test data must be attached in accordance with Operating Permit Application Requirements, pp. 3-5.

EMISSION POINT NO.	POLLUTANT (note 1)	CONTROL EQUIPMENT		ACTUAL EMISSION RATE (in accordance with Operating Permit Application Requirements, pp. 3-5)		PROPOSED ALLOWABLE EMISSION RATE (Optional)			
		* yes/no	effic.	note 2	lb/hr	tn/yr	note 2	lb/hr	tn/yr
AF-000**	VOC	No				0.56			8.68
	Ethylene Oxide					0.56			8.68
AF-002	Ammonia	Yes	95%			NA			NA
AF-004	VOC	Yes	98%			0.03			0.80
	Ethylene Oxide					0.03			0.80

- All regulated air pollutants including hazardous air pollutants emitted from this source should be listed in accordance with Operating Permit Application Requirements, pp. 3-5. A list of regulated air pollutants has been provided in Section A.
- Provide emission rate in units of applicable emission standard, e.g. lb/MMbtu, gr/dscf, etc. This may not apply to every emission point or every pollutant from an emission point.

* If yes, attach appropriate Air Pollution Control Data Sheet from Section L or manufacturers specifications if other.
 ** Fugitive emissions and insignificant sources associated with the RAD Process Area.

SCRUBBERS (Page 1 of 2)

SECTION L5

1. Emission Point No. / Name: AF-002

2. Manufacturers Name and Model No.: Hercules, Inc.

3. Date of construction for existing sources or date of anticipated start-up for new sources: 1997

4. Scrubber Data:

a) Scrubber type: X Venturi Orifice
 Packed Tower Gravity Tower
 Cyclonic Condenser
 Mist Eliminator Impingement Plate
 Other:

b) Liquid injection rate:
1) Design maximum: unknown gpm @ unknown psia
2) Expected average: 4-6 gpm @ unknown psia (estimated)

c) Pressure drop: unknown inches H₂O (estimated)

d) Scrubbing liquid: **Water**
1) X Once - through Recycled
2) If recycled: gpm make - up rate
3) If water, describe settling basin: NA
4) Solution / Reactant systems:
a) Chemical make - up: NA
b) How is discharge handled, treated? Impoundment Basin to POTW

e) Gas flow: X Counter current Concurrent
1) Flow rate: Variable acfm
2) Inlet Temperature: Ambient °F

f) Venturi Data: **NA**
1) Inlet Area: ft²
2) Throat Area: ft²
3) Throat velocity: ft / sec
4) Fixed throat Variable throat

g) Packed or Plate Tower Data:
1) Surface Area: 2 ft diameter
2) Packing depth: 6 ft
3) Type of packing: X Rings Saddles
 Other:
4) No. of plates:
5) Type of plates:

h) Demisting Data: **NA**
1) Mist eliminator filter area: ft diameter
2) Type: Cyclone Vanes Pad
 Other:

i) Efficiency: 95 % (estimated)

SCRUBBERS (Page 2 of 2)

SECTION L5

j) Are extra nozzles readily available? _____ Yes X No
How many? _____

k) Pressure measurement devices installed? _____ Yes X No

5. Which process(es) does the scrubber control emissions from? RAD Process Ammoniation Reactor

SCRUBBERS (Page 1 of 2)

SECTION L5

1. Emission Point No. / Name: AF-004

2. Manufacturers Name and Model No.: Anderson 2000 Inc. Serial No. S-4733-832

3. Date of construction for existing sources or date of anticipated start-up for new sources:
1988

4. Scrubber Data:

a) Scrubber type: Venturi Orifice
 X Packed Tower Gravity Tower
 Cyclonic Condenser
 Mist Eliminator Impingement Plate
 Other:

b) Liquid injection rate:
1) Design maximum: >0.5 gpm @ Unknown psia
2) Expected average: 0.5 gpm @ Unknown psia

c) Pressure drop: Unknown inches H₂O (estimated)

d) Scrubbing liquid:
1) Once - through X Recycled
2) If recycled: < 1.10 pH maintained
3) If water, describe settling basin: NA
4) Solution / Reactant systems:
a) Chemical make - up: Sulfuric Acid
b) How is discharge handled, treated? Impoundment Basin to POTW

e) Gas flow: X Counter current Concurrent
1) Flow rate: Variable acfm
2) Inlet Temperature: 200 °F

f) Venturi Data: NA
1) Inlet Area: ft²
2) Throat Area: ft²
3) Throat velocity: ft / sec
4) Fixed throat Variable throat

g) Packed or Plate Tower Data:
1) Surface Area: 0.25 ft diameter
2) Packing depth: unknown ft
3) Type of packing: X Rings Saddles
 Other:
4) No. of plates:
5) Type of plates:

h) Demisting Data: NA
1) Mist eliminator filter area: ft diameter
2) Type: Cyclone Vanes Pad
 Other:

i) Efficiency: 98 %

SCRUBBERS (Page 2 of 2)

SECTION L5

j) Are extra nozzles readily available? _____ Yes X No
How many? _____

k) Pressure measurement devices installed? _____ Yes X No

5. Which process(es) does the scrubber control emissions from? RAD (EO) Process Area Vents

**COMPLIANCE DEMONSTRATION
BY RECORDKEEPING**

SECTION M7

1. Emission Point No./Name: AF-000
2. Pollutant: VOC and HAP (Ethylene Oxide)
3. Material or parameter being monitored or recorded: Leak Detection and Repair (LDAR)
4. Method of monitoring and recordkeeping: The RAD (EO) Process Area equipment (reactor, tanks, piping, valves, relief valves, pumps, and connectors) that directly contacts Ethylene Oxide are monitored for leaks and the data is recorded on a schedule determined by 40 CFR 63, Subpart H and Subpart PPP.
5. List any EPA methods used: EPA Reference Method 21
6. Compliance shall be demonstrated:
 Daily Weekly X Monthly X Quarterly X Yearly

**COMPLIANCE DEMONSTRATION
BY RECORDKEEPING**

SECTION M7

1. Emission Point No./Name: AF-002

2. Pollutant: Ammonia

3. Material or parameter being monitored or recorded: Scrubber water flow

4. Method of monitoring and recordkeeping: The scrubber water flow to the scrubber is visually monitored through a sight glass and recorded on a weekly basis to ensure the scrubber is operating as intended.

5. List any EPA methods used: NA

6. Compliance shall be demonstrated:

 Daily X Weekly Monthly Quarterly

**COMPLIANCE DEMONSTRATION
BY RECORDKEEPING**

SECTION M7

1. Emission Point No./Name: AF-004

2. Pollutant: VOC and HAP (Ethylene Oxide)

3. Material or parameter being monitored or recorded: Scrubber water flow rate and pH

4. Method of monitoring and recordkeeping: The scrubber water flow rate (gal/min) and pH are monitored and recorded on a continuous basis (a minimum of every 15 minutes). A flow rate of greater than 0.5 gal/min and a pH of less than 1.1 are recommended for the scrubber to operate at the designed efficiency and regulatory requirements.

5. List any EPA methods used: NA

6. Compliance shall be demonstrated:

X Daily Weekly Monthly Quarterly



POWER HOUSE AND EFFLUENT TREATMENT AREAS



FUEL BURNING EQUIPMENT (page 1 of 2)

SECTION D

1. Emission Point No. / Name: AM-003, Johnston 600 Horsepower Package Boiler

2. Equipment Description: A steam generating boiler, which produces steam for the facility.

3. Was this unit constructed or modified after August 7, 1977? X Yes No
 If yes please give date and explain. Planned installation of February 2004.

4. Capacity: 24.345 MMBTU/hr 5. Type of burner: forced draft

6. Usage Type (i.e. Space Heat, Process, etc.): Process Steam (and Heat)

7. Complete the following table, identifying each type of fuel and the amount used. Specify the units for heat content, hourly usage, and yearly usage.

FUEL TYPE	HEAT CONTENT	% SULFUR	% ASH	MAXIMUM HOURLY USAGE	YEARLY USAGE
Natural Gas	1020 BTU/ft ³	NA	NA	63,725 ft ³ /hr	558 MMft ³ /yr

8. Please list any fuel components that are hazardous air pollutants and the percentage in the fuel.

9. Operating Schedule: (Optional) 24 hours/day 7 days/week 52 weeks/year

10. Stack Data:

A. Height: 30 ft C. Exit gas velocity: 3375 ft/min
 B. Inside diameter: 1.83 ft D. Exit gas temperature: ~250 ° F

11. UTM Coordinates:

A. Zone 16 B. North 3469.30 C. East 280.5

FUEL BURNING EQUIPMENT (page 2 of 2)

SECTION D

12. POLLUTANT EMISSIONS:

Example emission rate calculations, monitoring data, or stack test data must be attached in accordance with Operating Permit Application Requirements, pp. 3-5.

EMISSION POINT NO.	POLLUTANT (note 1)	CONTROL EQUIPMENT		ACTUAL EMISSION RATE (in accordance with Operating Permit Application Requirements, pp. 3-5)		PROPOSED ALLOWABLE EMISSION RATE (Optional)	
		* yes/no	effic.	note 2 lb/hr	tn/yr	note 2 lb/hr	tn/yr
AM-003**	PM/PM ₁₀	No			0.79	0.18	0.79
	SO ₂	No			0.06	0.01	0.06
	NO _x	No			10.45	2.39	10.45
	CO	No			8.78	2.00	8.78
	VOC	No			0.57	0.13	0.57

1. All regulated air pollutants including hazardous air pollutants emitted from this source should be listed. A list of regulated air pollutants has been provided in Section A.
2. Provide emission rate in units of applicable emission standard, e.g. lb/MMBtu, gr/dscf, etc. This may not apply to every emission point or every pollutant from an emission point.

* If yes, attach appropriate Air Pollution Control Data Sheet from Section L or manufacturers specifications if other.
 ** AM-003 has not been constructed to date; therefore, actual emissions are estimated as potential emissions.

**COMPLIANCE DEMONSTRATION
BY RECORDKEEPING**

SECTION M7

1. Emission Point No./Name: AM-003

2. Pollutant: Fuel

3. Material or parameter being monitored or recorded: Fuel type and quantity

4. Method of monitoring and recordkeeping: The fuel type and quantity will be monitored and recorded on a daily basis as required by NSPS, 40 CFR 60, Subpart Dc.

5. List any EPA methods used: NA

6. Compliance shall be demonstrated:

X Daily Weekly Monthly Quarterly

MANUFACTURING PROCESSES (page 2 of 2)

SECTION E

9. POLLUTANT EMISSIONS:

Example emission rate calculations, monitoring data, or stack test data must be attached in accordance with Operating Permit Application Requirements, pp. 3-5.

EMISSION POINT NO.	POLLUTANT (note 1)	CONTROL EQUIPMENT		ACTUAL EMISSION RATE (in accordance with Operating Permit Application Requirements, pp. 3-5)		PROPOSED ALLOWABLE EMISSION RATE (Optional)	
		* yes/no	effic.	note 2 lb/hr	tn/yr	note 2 lb/hr	tn/yr
AN-000**	VOC	No			0.00		0.00

1. All regulated air pollutants including hazardous air pollutants emitted from this source should be listed in accordance with Operating Permit Application Requirements, pp. 3-5. A list of regulated air pollutants has been provided in Section A.
2. Provide emission rate in units of applicable emission standard, e.g. lb/MMbtu, gr/dscf, etc. This may not apply to every emission point or every pollutant from an emission point.

* If yes, attach appropriate Air Pollution Control Data Sheet from Section L or manufacturers specifications if other.
 ** Fugitive emissions and insignificant sources associated with the Effluent Treatment Area.

Current Applicable Requirements and Status (page 1 of 5) SECTION N

List applicable state and federal regulations and applicable test methods for determining compliance with each applicable requirement. Clearly identify federal regulations from state requirements. Provide the compliance status as of the day the application is signed.

Emission Point No.	Applicable Requirement	Pollutant	Test Method	Limits	Compliance Status IN / OUT
Facility-Wide	APC-S-1, Section 3.1(a) & 3.2 – General Opacity Standard	PM (Smoke)	EPA Ref. Method 9	≤ 40%	IN
Facility-Wide	APC-S-1, Section 3.1(b) – Startup Opacity Standard	PM (Smoke)	EPA Ref. Method 9	≥ 40%, up to 15 minutes per startup in any 1 hour, not to exceed 3 startups in any 24 hour period.	IN
Facility-Wide	APC-S-1, Section 3.1(c) – Soot Blowing Opacity Standard	PM (Smoke)	EPA Ref. Method 9	≤ 60%, providing aggregate duration during any 24 hour period does not exceed 10 minutes per 10 ⁹ BTU gross heating value in any 1 hour.	IN
Facility-Wide	APC-S-1, Section 3.3 – General Nuisance Standard	PM	NA	As specified in the regulations.	IN
Facility-Wide	APC-S-1, Section 3.7 – Open Burning Standard	PM	NA	As specified in the regulations.	IN
Facility-Wide	APC-S-1, Section 5.2 – Miscellaneous Chemical Emissions	HAPs (Toxics)	NA	As specified in the regulations.	IN
Insignificant Activities – Fuel Burning Equipment	Title V Operating Permit (TVOP) No. 0800-00001, Condition 3.C.1 APC-S-1, Section 3.4(a)(1)	PM	EPA Ref. Method 1-5	0.6 lbs/MMBTU	IN
Insignificant Activities – Fuel Burning Equipment	TVOP No. 0800-00001, 3.C.2 APC-S-1, Section 4.1(a)	SO ₂	EPA Ref. Method 6	4.8 lbs/MMBTU	IN
Insignificant Activities – Manufacturing Sources	TVOP No. 0800-00001, 3.C.3 APC-S-1, Section 3.6(a)	PM	NA	E = 4.1(p) ^{0.67}	IN
AA-001, AA-002, AB-001, AF-004(EO)	TVOP No. 0800-00001, 5.B.14 APC-S-6, Section III.A.3	PM, VOC, and HAP	NA	Weekly monitoring and recordkeeping requirements for control equipment maintenance.	IN

Current Applicable Requirements and Status (page 2 of 5) SECTION N

List applicable state and federal regulations and applicable test methods for determining compliance with each applicable requirement. Clearly identify federal regulations from state requirements. Provide the compliance status as of the day the application is signed.

Emission Point No.	Applicable Requirement	Pollutant	Test Method	Limits	Compliance Status IN / OUT
AA-000, AA-001, and AN-000	TVOP No. 0800-00001, 3.B.1 40 CFR 63, Subpart W (63.520) 40 CFR 63, Subpart H (63.160) APC-S-1, Section 8.1	HAP (Epi)	EPA Ref. Method 21	Leak Detection and Repair (LDAR) for components in HAP (Epi) service.	IN
AA-000, AA-001, and AN-000	TVOP No. 0800-00001, 3.D.1-3 40 CFR 63, Subpart A (63.6(e))	HAP (Epi)	NA	Startup, Shutdown, and Malfunction Plan	IN
AA-000, AA-001, and AN-000	TVOP No. 0800-00001, 5.B.2 40 CFR 63, Subpart W (63.525(i)) 40 CFR 63, Subpart H (63.162(a) & (b))	HAP (Epi)	EPA Ref. Method 21	Compliance demonstration.	IN
AA-000, AA-001, and AN-000	TVOP No. 0800-00001, 5.B.3 40 CFR 63, Subpart W (63.526(d)) 40 CFR, Subpart H	HAP (Epi)	EPA Ref. Method 21	Monitoring schedule and leak definition concentrations are as specified in the regulations (varies).	IN
AA-000, AA-001, and AN-000	TVOP No. 0800-00001, 5.B.4 40 CFR 63, Subpart W (63.527(d)) 40 CFR, Subpart H (63.181)	HAP (Epi)	EPA Ref. Method 21	Recordkeeping Requirements	IN
AA-000, AA-001, and AN-000	TVOP No. 0800-00001, 5.C.1(b) 40 CFR 63, Subpart W (63.528(b)) 40 CFR, Subpart H (63.182)	HAP (Epi)	EPA Ref. Method 21	Reporting Requirements	IN

Current Applicable Requirements and Status (page 3 of 5) SECTION N

List applicable state and federal regulations and applicable test methods for determining compliance with each applicable requirement. Clearly identify federal regulations from state requirements. Provide the compliance status as of the day the application is signed.

Emission Point No.	Applicable Requirement	Pollutant	Test Method	Limits	Compliance Status IN / OUT
AA-002	TVOP No. 0800-00001, 3.B.2 & 5.B.8 APC-S-1, Section 3.6(a)	PM	NA	E = 4.1(p) ^{0.67} Monitor raw material processed (in lbs) and hours of operation daily.	IN
AB-001	TVOP No. 0800-00001, 3.B.2 & 5.B.9 APC-S-1, Section 3.6(a)	PM	NA	E = 4.1(p) ^{0.67} Monitor scrubber water flowrate weekly.	IN
AC-004	TVOP No. 0800-00001, 3.B.2 & 5.B.13 APC-S-1, Section 3.6(a)	PM	NA	E = 4.1(p) ^{0.67} Monitor raw material processed (in lbs) and hours of operation daily.	IN
AF-000 (EO)	TVOP No. 0800-00001, 3.B.8, 3.B.11 & 5.B.31 40 CFR 63, Subpart PPP (63.1420 and 63.1434(a) and (h)) 40 CFR 63, Subpart H (63.160) APC-S-1, Section 8.1	HAP (EO)	EPA Ref. Method 21	Leak Detection and Repair (LDAR) for components in HAP (EO) service.	IN
AF-000 (EO)	TVOP No. 0800-00001, 3.D.4 & 3.D.5 40 CFR 63, Subpart PPP (63.1439(b)(1))	HAP (EO)	NA	Startup, Shutdown, and Malfunction Plan	IN
AF-000 (EO)	TVOP No. 0800-00001, 5.B.25 40 CFR 63, Subpart PPP (63.1438(f) & (g))	HAP (EO)	NA	Record monitoring excursions.	IN
AF-000 (EO)	TVOP No. 0800-00001, 5.B.28 40 CFR 63, Subpart PPP (63.1439(d)(1-8))	HAP (EO)	NA	Recordkeeping requirements.	IN

Current Applicable Requirements and Status (page 4 of 5) SECTION N

List applicable state and federal regulations and applicable test methods for determining compliance with each applicable requirement. Clearly identify federal regulations from state requirements. Provide the compliance status as of the day the application is signed.

Emission Point No.	Applicable Requirement	Pollutant	Test Method	Limits	Compliance Status IN / OUT
AF-000 (EO)	TVOP No. 0800-00001, 5.B.29 40 CFR 63, Subpart PPP (63.1439(g))	HAP (EO)	NA	Alternative monitoring and/or recordkeeping methods.	IN
AF-000 (EO)	TVOP No. 0800-00001, 5.B.30 40 CFR 63, Subpart PPP (63.1439(h))	HAP (EO)	NA	Reduced recordkeeping program.	IN
AF-000 (EO)	TVOP No. 0800-00001, 5.C.4 (b) & (c)	HAP (EO)	NA	Reporting requirements.	IN
AF-004(EO)	TVOP No. 0800-00001, 3.B.9 40 CFR 63, Subpart PPP (63.1425(b)(2)(ii))	HAP (EO)	NA	Aggregated 98% reduction of total epoxide emissions.	IN
AF-004(EO)	TVOP No. 0800-00001, 5.B.15-16 & 5.B.19 40 CFR 63, Subpart PPP (63.1426(c), (e) & 1430(b)(2)(i))	HAP (EO)	NA	Organic HAP concentration and control efficiency and determining HAP emission reduction.	IN
AF-004(EO)	TVOP No. 0800-00001, 5.B.17, 5.B.18 & 5.B.20 40 CFR 63, Subpart PPP (63.1429(a)(4), (d)(1-3) & 1430(c))	HAP (EO)	NA	Monitor scrubbing liquid flowrate and pH. Establish parameter monitoring levels for each.	IN
AF-004(EO)	TVOP No. 0800-00001, 5.B.21-23 40 CFR 63, Subpart PPP (63.1430(d)(1), (2)(i-ii) & (5))	HAP (EO)	NA	Continuous records of applicable equipment parameters, including daily averages, breakdowns, repairs, calibration checks, zero and high-level adjustments.	IN
AF-004(EO)	TVOP No. 0800-00001, 5.B.24 40 CFR 63, Subpart PPP (63.1437(a)(1-4))	HAP (EO)	NA	Performance test requirements.	IN

COMPLIANCE CERTIFICATION

SECTION O

1. Emission Point No./Name: AM-003, 24.345 MMBTU/hr Natural Gas Process Boiler

2. Indicate the source compliance status:

A. Where this source is currently in compliance, we will continue to operate and maintain this source to assure compliance for the duration of the permit.

B. The Current Emissions Requirements and Status form (previous page) includes new requirements that apply or will apply to this source during the term of the permit. We will meet such requirements on a timely basis (*upon construction and initial operation*).

C. This source is not in compliance. The following statement of corrective action is submitted to describe action, which we will take to achieve compliance.

1. Attached is a brief description of the problem and the proposed solution.

2. We will achieve compliance according to the following schedule.

Progress reports will be submitted:

Starting date: _____ and every six (6) months thereafter

Problem	Action	Deadline

APPENDIX B
EMISSION CALCULATIONS

FUEL BURNING EQUIPMENT

**HERCULES, INCORPORATED
HATTIESBURG, MISSISSIPPI**

SUMMARY OF POTENTIAL UNCONTROLLED AND REGULATORY ALLOWABLE EMISSIONS FROM FUEL BURNING EQUIPMENT

Emission Point	Pollutant	Potential Uncontrolled and Regulatory Allowable Emissions									
		APC-S-1		AP-42		Potential Emissions		Actual Emissions			
		Applicable Standard	tons/yr	Natural Gas	lb/hr	tons/yr	lb/hr	tons/yr	lb/hr	tons/yr	lb/hr
POWERHOUSE AREA											
AM-003*											
Rated Capacity											
Natural Gas Fired	24,345 MMBtu/hr 23867.6 ft ³ /hr of Nat. gas	0.5173 lb/MMBtu 4.8 lb/MMBtu	12.59 116.86	55.16 511.83	7.6 lb/MMR ³ 0.6 lb/MMR ³	0.16 0.01	0.79 0.06	0.18 0.01	0.79 0.06	0.18 0.01	0.79 0.06
					100 lb/MMR ³	2.39	10.45	2.39	10.45	2.39	10.45
					84 lb/MMR ³	2.00	8.78	2.00	8.78	2.00	8.78
					5.5 lb/MMR ³	0.13	0.57	0.13	0.57	0.13	0.57
INSIGNIFICANT ACTIVITIES											
RAD PROCESS AREA											
Heat Transfer Fluid Boiler (formerly AF-001)											
Rated Capacity	8.3 MMBtu/hr	0.6 lb/MMBtu	4.98	21.81	7.6 lb/MMR ³	0.06	0.28	0.06	0.28	0.06	0.28
Natural Gas Fired Only	8300 ft ³ /hr of Nat. gas	4.8 lb/MMBtu	39.84	174.50	0.6 lb/MMR ³	0.00	0.02	0.00	0.02	0.00	0.02
					100 lb/MMR ³	0.83	3.64	0.83	3.64	0.83	3.64
					84 lb/MMR ³	0.70	3.05	0.70	3.05	0.70	3.05
					5.5 lb/MMR ³	0.05	0.20	0.05	0.20	0.05	0.20
ROSIN DISTILLATION PROCESS AREA											
Catalyst Regeneration Unit											
Rated Capacity	2.2 MMBtu/hr	0.6 lb/MMBtu	1.32	5.78	7.6 lb/MMR ³	0.02	0.07	0.02	0.07	0.02	0.07
Natural Gas Fired Only	2200 ft ³ /hr of Nat. gas	4.8 lb/MMBtu	10.56	46.25	0.6 lb/MMR ³	0.00	0.01	0.00	0.01	0.00	0.01
					100 lb/MMR ³	0.22	0.96	0.22	0.96	0.22	0.96
					84 lb/MMR ³	0.18	0.81	0.18	0.81	0.18	0.81
					5.5 lb/MMR ³	0.01	0.05	0.01	0.05	0.01	0.05
POTENTIAL/ACTUAL FUEL BURNING EMISSIONS											
											TONS/YEAR
POLLUTANT											
PM/PM ₁₀											1.14
SO ₂											0.08
NO _x											15.05
CO											12.84
VOC											0.83

* AM-003 has not been constructed and emissions are projected..





MANUFACTURING PROCESSES



**HERCULES, INCORPORATED
HATTIESBURG, MISSISSIPPI**

SUMMARY OF POTENTIAL UNCONTROLLED AND REGULATORY ALLOWABLE EMISSIONS FROM MANUFACTURING PROCESSES

Emission Point/Process Area	Pollutant	Capacity tons/hr	Emission Factor (3) lb/ton	Point Source Emissions		Stack Test Data		Potential Uncontrolled/Allowable Emissions		Emissions tons/yr	
				lb/hr	lb/yr	lb/hr (1)	lb/yr (2)	Point Source Emissions lb/yr (2)	Fugitive Emissions lb/yr (2)		
KYMIENE PROCESS AREA											
AA-000 Kymene Process Area	Epichlorohydrin (Fugitive)									2988.46	1.50
AA-001 Kettle Vent Water Scrubber	Epichlorohydrin and VOC (2)								16800.00		8.40
AA-002 Adipic Acid Baghouse	Particulate Matter (PM ₁₀)	1.15	0.1	11.50	100740.00	0.212		21.20	185712.00		92.86
PARACOL/AKD PROCESS AREA											
AB-001 Water Scrubber	Particulate Matter (PM ₁₀)	0.875	3.0	2.63	22995.00						11.50
POLY-PALE PROCESS AREA											
AC-004 Poly-Pale Melter	Particulate Matter (PM ₁₀) VOC (Fugitive)									25039.00 3139.00	12.52 1.57
NEUPHOR PROCESS AREA											
AD-001 Adduct Reactor w/ carbon absorption system	VOC (4)							274.00			0.14
RAD PROCESS AREA											
AF-000 Rosin Amine Derivatives Process Area	Ethylene Oxide (LDAR Fugitives)									17364.51	8.68
AF-004 Water Scrubber with Sulfuric Acid	Ethylene Oxide (5)							1590.20			0.80
EFFLUENT TREATMENT AREA											
AN-000 Effluent Treatment Area	Epichlorohydrin (Fugitive)									0.00	0.00
PAPER AREA AND RESIN AREA TANKS											
	VOC									9560.00	4.79
TOTAL EMISSIONS											
	PM ₁₀										116.87
	VOC										25.87
	Epichlorohydrin										9.90
	Ethylene Oxide										9.48

(1) Data taken from the attached 1988 and 2001 stack test data.

(2) Data taken from the attached 2002 mass balance sheets developed by C. Jordan and attached in Appendix C or the Summary of Fugitive Emissions calculation spreadsheets.

(3) AA-002, used AP-42, Section 6.2 emission factor. The emission factor 0.1 lb/ton takes into account controls (assume 99% baghouse efficiency).
AB-001 and AG-005, used AP-42, Section 11.13 emission factor. Based on similar operation with a unit melter - glass fiber manufacturing.

(4) Based on January 22, 2001, submittal to MDEQ.

(5) Data taken from the attached 2002 mass balance sheets developed by C. Jordan and attached in Appendix. Emissions include capacity calculations and regulatory allowable efficiency of 98%.

**HERCULES, INCORPORATED
HATTIESBURG, MISSISSIPPI**

SUMMARY OF ACTUAL EMISSIONS FROM MANUFACTURING PROCESSES

Emission Point/Process Area	Pollutant	Actual Emissions						Emissions tons/yr
		Capacity tons/yr	Emission Factor (3) lb/ton	Point Source Emissions lb/yr	Stack Test Data lb/hr (1)	Point Source Emissions lb/yr (2)	Fugitive Emissions lb/yr (2)	
KYMENE PROCESS AREA								
AA-000 Kymene Process Area	Epichlorohydrin (Fugitive)						2998.48	1.50
AA-001 Kettle Vent Water Scrubber	Epichlorohydrin and VOC (2)					828.00		0.41
AA-002 Adipic Acid Baghouse	Particulate Matter (PM/PM ₁₀)	1.15	0.1	11.50	0.212	1857.12		0.93
PARACOL/AKD PROCESS AREA								
AB-001 Water Scrubber	Particulate Matter (PM/PM ₁₀)	0.875	3.0	0.66		5748.75		2.87
POLY-PALE PROCESS AREA								
AC-004 Poly-Pale Melter	Particulate Matter (PM/PM ₁₀)						7889.00	3.94
	VOC (Fugitive)						989.00	0.49
NEUPHOR PROCESS AREA								
AD-001 Adduct Reactor w/ carbon absorption system	VOC (4)					274.00		0.14
RAD PROCESS AREA								
AF-000 Rosin Amine Derivatives Process Area	Ethylene Oxide (LDAR Fugitives)						1127.00	0.56
AF-004 Water Scrubber with Sulfuric Acid	Ethylene Oxide (5)					62.44		0.03
EFFLUENT TREATMENT AREA								
AN-000 Effluent Treatment Area	Epichlorohydrin (Fugitive)						0.00	0.00
PAPER AREA AND RESIN AREA TANKS								
	VOC						3180.00	1.58
TOTAL EMISSIONS								
	PM/PM ₁₀							7.75
	VOC							4.72
	Epichlorohydrin							1.91
	Ethylene Oxide							0.59

- (1) Data taken from the attached 1988 and 2001 stack test data.
- (2) Data taken from the attached 2002 mass balance sheets developed by C. Jordan and attached in Appendix C or the Summary of Fugitive Emissions calculation spreadsheets.
- (3) AA-002, used AP-42, Section 8.2 emission factor. The emission factor 0.1 lb/ton takes into account controls (assume 99% baghouse efficiency).
AB-001 and AG-005, used AP-42, Section 11.13 emission factor. Based on similar operation with a unit melter - glass fiber manufacturing.
- (4) Based on January 22, 2001, submittal to MDEQ.
- (5) Data taken from the attached 2002 mass balance sheets developed by C. Jordan and attached in Appendix. Emissions include capacity calculations and regulatory allowable efficiency of 98%.





FUGITIVE EMISSIONS



**HERCULES, INCORPORATED
HATTIESBURG, MISSISSIPPI**

SUMMARY OF POTENTIAL UNCONTROLLED FUGITIVE EMISSIONS FROM MANUFACTURING PROCESSES

Emission Point/Process Area	Pollutant	Equipment Type	No. of Equipment	SOCMI Emission Factor (lb/hr)		Emissions	
				Non-Leaking	Average	lb/hr	tons/yr
AA-000 Kymene Process Area	Epichlorohydrin and VOC (Fugitive)	Pumps (3) and Agitator (1)	4.00	0.03		0.10	0.46
		Valves (liquid service)	49.00	0.00		0.19	0.82
		Valves (vapor service)	8.00	0.00		0.01	0.04
		Connectors	333.00	0.00		0.04	0.19
							1.50
AF-000 RAD Process Area	Ethylene Oxide and VOC (Fugitive)	Pumps	3.00	0.03		0.08	0.34
		Valves (liquid service)	73.00	0.00		0.28	1.22
		Valves (vapor service)	21.00	0.00		0.02	0.10
		Connectors	275.00	0.00		0.04	0.16
		Relief Valves	16.00	0.10		1.57	6.87
Emission Point/Process Area	Pollutant	Equipment Type/Process	Amount (lbs)	Emission Factor	Emission Factor	Emissions	
Facility-Wide	Lead (Fugitive)*	Lead Welding	115.00	1.50	lb/ton	lbs/yr	tons/yr
		Tyvex Suits	295.00	344.00	ppm	0.09	0.00
		Sandblasting	1,000.00	1,142.00	ppm	0.10	0.00
						1.14	0.00
							0.00
AN-000 Effluent Treatment Area	Epichlorohydrin (Fugitive)					0.00	0.00
AC-004 Poly-Pale Melter	Particulate Matter (PM/PM10) (1)	Loading Melter/Melting	5,000.00	1.00	lb/ton	25,039.00	12.52
	VOC (Fugitive) (2)	Melting	3,139.00			3,139.00	1.57

(1) AC-004, used AP-42, Section 11.21 emission factor. Based on similar operation loading material - phosphate rock processing. PM emissions also include PM entrained with VOC emissions; therefore, it is assumed that each pound of VOC emissions calculated will also equal a pound of PM.

(2) Data taken from the attached 2002 mass balance sheets developed by C. Jordan and attached in Appendix C.

**HERCULES, INCORPORATED
HATTIESBURG, MISSISSIPPI**

SUMMARY OF ACTUAL FUGITIVE EMISSIONS FROM MANUFACTURING PROCESSES

Emission Point/Process Area	Pollutant	Equipment Type	No. of Equipment	SOCMI Emission Factor (lb/hr)		Days Operated	Emissions	
				Non-Leaking	Average		lb/hr	tons/yr
AA-000 Kymene Process Area	Epichlorohydrin and VOC (Fugitive)	Pumps (3) and Agitator (1)	4	0.02600		365	0.10	0.46
		Valves (liquid service)	49	0.00380			0.19	0.82
		Valves (vapor service)	8	0.00110			0.01	0.04
		Connectors	333	0.00013			0.04	0.19
								1.50
AF-000 RAD Process Area	Ethylene Oxide and VOC (Fugitive)	Pumps	3	0.02600		28	0.08	0.03
		Valves (liquid service)	73	0.00380			0.28	0.09
		Valves (vapor service)	21	0.00110			0.02	0.01
		Connectors	275	0.00013			0.04	0.01
		Relief Valves	16	0.09800			1.57	0.53
								0.67
Emission Point/Process Area	Pollutant	Equipment Type/Process	Amount (lbs)	Emission Factor			Emissions	
Facility-Wide	Lead (Fugitive)*	Lead Welding	115	1.50	lb/ton		0.09	0.00
		Tyvex Suits	295	344.00	ppm		0.10	0.00
		Sandblasting	1000	1142.00	ppm		1.14	0.00
								0.00
AN-000 Effluent Treatment Area	Epichlorohydrin (Fugitive)						0.00	0.00
AC-004 Poly-Pale Melter	Particulate Matter (PM/PM ₁₀)(1)	Loading Melter/Melting	5000	1.00	lb/ton	115.00	7889.00	3.94
		Melting	3139				989.00	0.49

(1) AC-004, used AP-42, Section 11.21 emission factor. Based on similar operation loading material - phosphate rock processing. PM emissions also include PM entrained with VOC emissions; therefore, it is assumed that each pound of VOC emissions calculated will also equal a pound of PM.

(2) Data taken from the attached 2002 mass balance sheets developed by C. Jordan and attached in Appendix C.

**APPENDIX C
SUPPORTING DATA**

STACK TESTING RESULTS

AIR EMISSIONS TESTS

HERCULES, INC

EAST AND WEST POLY-PALE SCRUBBER.

FACILITY NO. 0800-00001

**Hattiesburg, Mississippi
July 2 and 3, 2001**

Hercules, Inc.
613 West 7th Street
Hattiesburg, MS 39401-2812

Performed by:

ENVIRONMENTAL MONITORING LABORATORIES, INC.

624 Ridgewood Road
P.O. Box 655
Ridgeland, Mississippi 39158

Phone: (601)856-3092

Fax: (601)853-2151

REPORT OF
AIR EMISSIONS TESTS
FOR
HERCULES, INC.

EAST AND WEST POLY-PALE SCRUBBER

Hattiesburg, Mississippi
July 2 and 3, 2001

FACILITY NO. 0800-00001

Hercules, Inc.
613 West 7th Street
Hattiesburg, Mississippi 39401-2812

contact: Brian Ketchum
phone: 601/584-3264

Performed By:
Environmental Monitoring Laboratories
Ridgeland, Mississippi
<601/856-3092>

ENVIRONMENTAL MONITORING LABORATORIES, INC.

P.O. Box 655 ☞ 624 Ridgewood Road
 Ridgeland, Mississippi 39158

phone: 601/856-3092
 fax : 601/853-2151

August 13, 2001

Subject: Hercules, Inc. Hattiesburg, Mississippi
 FACILITY NO. 0800-00001

On July 2 and 3, 2001, Environmental Monitoring Laboratories performed air emissions testing for Hercules, Inc. in Hattiesburg, Mississippi. Testing was performed to measure total hydrocarbon (VOC), Toluene, sulfur dioxide and sulfuric acid emissions from the East and West Poly-Pale Scrubber at the request of Hercules. The East and West Poly-Pale Scrubbers both exhaust to the atmosphere through the same vent stack. Each was tested independently by blinding off the source not being tested.

Results of testing are summarized in the table below.

	VOC (as C)		Toluene		SO ₂		H ₂ SO ₄	
	ppm	#/hr.	ppm	#/hr.	ppm	#/hr.	ppm	#/hr.
EAST POLY-PALE	6399	0.07	83	0.007	136	0.009	9	0.0009
WEST POLY-PALE	51383	0.42	1990	0.124	24	0.0016	1	0.0001

Mr. Brian Ketchum of Hercules, Inc. coordinated the testing project. Danny Russell of EML was responsible for sample and data collection and for report preparation. Bag samples for toluene analysis were shipped to Bonner Analytical for analysis. Otherwise, sample custody was limited to Mr. Russell.

Following is a report of the test.

REPORT OF AIR EMISSIONS TESTS FOR
HERCULES, INC.
EAST AND WEST POLY-PALE SCRUBBER
HATTIESBURG, MISSISSIPPI
JULY 2 AND 3, 2001

CONTENTS

1.0	TEST RESULTS	page 1
2.0	SOURCE DESCRIPTION	3
3.0	TEST PROCEDURES	3
4.0	DATA REDUCTION	4
5.0	NOMENCLATURE	9
6.0	CALIBRATION	10
7.0	APPENDICES:	11
	A. Field and Laboratory Data	
	B. Calibrations	
	C. Data Log	
	D. Toluene Analysis (Bonner)	

REPORT CERTIFICATION

I certify that I have examined the information submitted herein,
and based upon inquires of those responsible for obtaining the
data or upon my direct acquisition of data, I believe the
submitted information is true, accurate and complete.

Signed 

Daniel G. Russell

1.0 Test Results:

The following tables are technical summaries of the measured flow parameters and test results for air emissions testing done on July 2 and 3, 2001, for the East and West Poly-Pale Scrubbers at Hercules in Hattiesburg, Mississippi.

1.2 West Poly-Pale Scrubber

Run No.		1	2	3	AVG.
Date		07/02/01	07/02/01	07/02/01	-----
Time Start		1334	1500	1618	----
Time End		1434	1600	1719	----
VOC EMISSIONS	#/hr as C	0.41	0.44	0.41	0.42
VOC EMISSIONS	ppm as C	49798	54723	49627	51383
TOLUENE EMISSIONS	#/hr	0.097	0.171	0.106	0.124
TOLUENE EMISSIONS	ppm	1550	2770	1650	1990.00
SO2 EMISSIONS	#/hr	0.0017	0.0031	0.0001	0.0016
SO2 EMISSIONS	ppm	39	32	1	24
H2SO4 EMISSIONS	#/hr	0.0001	0.0001	0.0001	0.0001
H2SO4 EMISSIONS	ppm	1	1	2	1
VOLUMETRIC FLOWRATE	acfm	6	6	6	6
VOLUMETRIC FLOWRATE	dscfm	4	4	4	4
VELOCITY	ft./sec.	1.7	1.7	1.7	1.7
STACK TEMPERATURE	°F	93	95	96	94
MOISTURE	%	21.8	23.3	19.4	21.5

1.2 East Poly-Pale Scrubber

Run No.		1	2	3	AVG.
Date		07/03/01	07/03/01	07/03/01	-----
Time Start		0919	1043	1202	---
Time End		1019	1144	1302	---
VOC EMISSIONS	#/hr as C	0.11	0.04	0.05	0.07
VOC EMISSIONS	ppm as C	10243	4241	4714	6399
TOLUENE EMISSIONS	#/hr	0.013	0.001	0.006	0.007
TOLUENE EMISSIONS	ppm	162	15	71	82.67
SO2 EMISSIONS	#/hr	0.013	0.007	0.007	0.009
SO2 EMISSIONS	ppm	231	88	90	136
H2SO4 EMISSIONS	#/hr	0.0002	0.0001	0.0024	0.0009
H2SO4 EMISSIONS	ppm	2	1	25	9
VOLUMETRIC FLOWRATE	acfm	6	6	6	6
VOLUMETRIC FLOWRATE	dscfm	6	6	6	6
VELOCITY	ft./sec.	1.8	1.8	1.8	1.8
STACK TEMPERATURE	°F	92	91	89	90
MOISTURE	%	6.4	7.5	3.6	5.8



cc: E. P. Trotter
D. W. Linde
G. Shelley
W. Langhans
D. Flanner

Hattiesburg, MS
July 25, 1989

To: P. W. Kirkendall

From: C. S. Jordan

AIR SAMPLING SUMMARY

The attachment is a summary of air sampling results for emission points as required in our permit to operate air emission equipment.

Test results are shown as the average of three-one hour samplings. The flowrates are in SCFH and the VOC in lbs/hr unless indicated otherwise. Analyses other than VOC are also indicated. The lbs/yr does not take into account actual operating hours.

Rather than going through a lengthy discussion of each sampling results please let me know if you have specific questions about any of the results.

CSJ:ml

SAMPLING PLAN

RESULTS

Y.O.C. (lbs/hr)

Emission Point	Definition	Sampling	FLOW SCHEM						AVG	#1	#2	#3	AVG	YBS/
			#1	#2	#3	#1	#2	#3						
010	Resin Process Area	Storage tank data forms	(Down)											
011	Mill Room Area	Area down.	(Down)											
012	Extractor, Refinery, and Still House Combination Water and Oil Scrubber	Area down.	(Down)											
013	Pexite Plant Oil Scrubber	EPA Method 25 for VOC.	123	160	149	144	0.468	0.885	0.873	0.742	6,500			
020	Dalnav Plant	Area permanently shut down by year's end.	(Down)											
021	Flare Tower	Calculation for sulfur dioxide for banking.	124,288 lbs. H ₂ S → 233,954 lbs. SO ₂ (CY-1987)											
022	Limestone Tank No. 1	See Emission Point 020.	(Down)											
023	Limestone Tank No. 2	See Emission Point 020.	(Down)											
024	Digestion Sump Vent	EPA Method 25 for VOC for banking.	(Down)											
030	Poly-Pale Plant	Storage tank data forms	(Tanks T)											
031	McKee Boiler	By calculation for natural gas	2,475 MCF/Yr. of Natural Gas											
032	McKee Boiler	By calculation for natural gas	2,475 MCF/Yr. of Natural Gas											
033	Water Scrubber (2 vents)	EPA Method 25 for VOC, plus sulfur dioxide impinger trap, plus toluene by G.C. for East and West vents.	4.14	0.009	0.01	1.39	6.48 ⁻⁴	1.12 ⁻⁵	4.21 ⁻⁶	2.21 ⁻⁴	1.9 (E)			
							2.4 ⁻³	1.56 ⁻⁵	6.18 ⁻⁵	8.25 ⁻⁴	7.2 (S)			
							6.84 ⁻⁴	5.29 ⁻⁵	4.31 ⁻⁶	2.47 ⁻⁴	2.2 (To)			

ml0011/6

SAMPLING PLAN

Emission Point	Definition	Sampling Area down.	FLOW SCFH					Y.O.C. (lbs/hr)						
			#1 (Down)	#2	#3	AVG	#1	#2	#3	AVG	LES			
220	Sulfata Turpentine Refining Unit													
230	Carbon Regeneration Furnace Scrubber	EPA Method 25 for VOC	101,962	101,499	103,826	102,429	13.62	3.24	5.15	7.34	64,			
240	Murry Boiler	By calculation for natural gas												
152	Stillis and Dresinate Area	Storage tank data forms												
250	Para-Cymene Unit	Storage tank data forms												
260	Synthetic Pine oil Facility	Storage tank data forms												
270	Paracol Plant	Storage tank data forms												
038	Neuphor Plant	Storage tank data forms, plus VOC	269	260	289	273	8.54 ⁻³	1.7 ⁻²	3.88 ⁻³	0.01				

MASS BALANCE SPREADSHEETS

Fees.01adj#2 uses a different calculation method for scrubber efficiency based upon MACT standards for E.O. and EPI. The implied efficiency in both standards is 98.0 which is in this forms input data, unless otherwise input differently.

CAPACITY

*** INPUT ***

CALANDER YEAR	CAPACITY
*** = No input change	
POLY-PALE (LBS)	60,426,480 LBS
MELHI (LBS)	2,645,520 LBS
TOTAL PRODUCTION **CALC**	63,072,000 LBS
WASTEWATER FLOW (GPM)	52 GPM***
TOLUENE SOLUBILITY (PPM)	570 PPM***
DISPOSAL (LBS)	0 LBS
DISP. SOLV. FRACTION	0.00 FRACTION
TOLUENE USAGE (LBS)	794,243 LBS
NITROGEN (MCF) *	37,809 MCF ***
STEAM (MCF)*	149,032 MCF ***
% STEAM, BLOWING LINES	10 %***
MELHI (% TOLUENE)	4.0 %***
PP HEAT TREAT (% TOLUENE)	1.5 %***
POLY-PALE (% TOLUENE)	0.2 %***
NITROGEN SWEEP EFFICIENCY	0.5 DECIMAL***
COMMON VENT COND. TEMP. (1)	75 deg F***
(1) PRODUCTION	63,072,000 LBS
LAB SOLVENT DISPOSAL	16,200 LBS
% TOLUENE	50 %***
OLD PAINT DISPOSAL	0 LBS
% TOLUENE	50 %***

*** OUTPUT ***

	TOLUENE(LBS)	P.V.F / LDAR ADJUSTED
COST SHEET USAGE (LOSSES)	794,243	794,243
TANK BREATHING AND WORKING	150,198	150,198
NITROGEN VENTING/BLOWING	194,088	194,088
WASTEWATER TREATMENT VENTING	25,726	e 25,726
WWT PARTIONED TO SLUDGE	7,146	a 7,146
WWT ADSORPTION/INCINERATION	0	0
WWT DISCHARGE	0	0
POLY-PALE	121,095	b 121,095
MELHI	105,821	c 105,821
P.V.F (LDAR/ADJUSTED BY DIFF)	80,122	d 80,122
TOTAL CALCULATED	794,243	794,243
FUGITIVE BY DIFF = a + b + c + d =	314,184	339,506
DIFFERENCE(COST SHEET-CALC)	(0)	0
WWT DISCHARGE TO POTW =	110,048	110,048
QUANTITY ON-SITE IMPOUNDMENT	404	f 404

TOLUENE SUMMARY FOR: POLY-PALE METAL RESINATES ZEON LAB

Point source	344,285 R(II/5.2)
Discharge direct	0 R(II/5.3.1)
WWT Ad/Inc	0
Venting@WWT	25,726
Fug(by diff)	313,780
Total Fug (Fug + wwtVent)	339,506 R(II/5.1)
Discharge to POTW	110,048 R(II/6.1A1.)
Total(Pt,Dis,Inc,Vt,Fug)	794,243
Total(less Inc)	794,243
Quantity on-site impoundment	404 R(II/5.5.3)
Quantity Released	684,195 R(II/8.1)
Treated on-site	0 R(II/8.6)
Treated off-site	118,148 R(II/8.7)
activity index	1.00 R(II/8.9)

98% SULFURIC ACID	7,348,712 LBS (PP+WT)
HISTORICAL NEUTRALIZATION	0.84 FACTOR***
PPM SULFUR IN PPRODUCT	500 PPM***
OTHER ALK. WASTEWATER	150,000 GPD***
AVERAGE pH	~10.5 pH (>10 & <11)
AVERAGE NORMALITY	0.005 eq/l (for ~ 10.5 pH)
TYPICAL PRODUCTION RATE	120,000 LBS/DAY***
DAYS OPERATION**CALC**	526 DAYS

100% CAUSTIC	3,060,540 LBS (PP+WT)
T/T WEAK ACID SOLD	0 NUMBER
AVERAGE T/T WEIGHT	42,000 LBS
AVERAGE % ACID STRENGTH	0.40 FRACTION***

LEAD USAGE	
LEAD BARS 1/4"	70 LBS
LEAD BARS 3/16"	44 LBS
TOTAL BURNING BARS	114 LBS >100 REPORT I
SANDBLASTING SAND	1,000 LBS
SAND TCLP LEAD	1,142 PPM
TYVEX SUITS	295 LBS
TYVEX TCLP LEAD	344 PPM
LEAD EMISSION FACTOR	1.5 LB / TON
LEAD SHEETS 1/8"	4,960 LBS
LEAD SHEETS 1/4"	0 LBS
TOTAL SHEETS	4,960 LBS
SOLD TO SHERPER	0 LBS

	HISTORICAL	ACID BALANCE
FUGITIVE SO2 =	616,290 LBS	1,023,380 LBS
	48.86 LBS/HR	81.13 LBS/HR
	308.14 TONS/YEAR	511.69 TONS/YEAR
AT CAPACITY =	615,586 LBS	1,022,211 LBS
	70.27 LBS/HR	116.69 LBS/HR
	307.79 TONS/YEAR	511.11 TONS/YEAR
RECYCLED OFF-SITE =	0 LBS/YEAR	
RECYCLED ON-SITE =	6,405,018 LBS/YEAR	

FUGITIVE EMISSIONS =	0.09 LBS/YEAR (R5.1, R8.1)
RELEASED ONSITE =	0.20 LBS/YEAR (R5.5.4 R8.1)
TRANSFER OFFSITE =	1.24 LBS/YEAR (R6.2 R8.1)
RECYCLED OFFSITE =	0.00 LBS/YEAR (R8.5)
ACTIVITY INDEX =	1.00

E.O. USAGE IN POLYDAD 753,360 LBS
 E.O. USAGE IN E.O.D. 621,960 LBS
 TOTAL E.O. USAGE (CALC) 1,375,320 LBS
 POLYRAD 0515 0 LBS
 POLYRAD 0515A 424,860 LBS
 POLYRAD 1110 1,019,664 LBS
 POLYRAD 1110A 254,916 LBS
 SURFACTANT AR150 779,640 LBS
 SURFACTANT AR160 0 LBS
 # DAYS OP. (CAN USE NA) 365 DAYS (manual input
 (1) E.O. USAGE 1,375,320 required in "F132")
 SCRUBBER EFFICIENCY 98.0 % ASSUME***

E.O. "LOSSES"(USAGE-THEORY) 96,875 LBS
 FUGITIVE EMISSIONS 17,365 LBS R(II / 5.1)
 POINT SOURCE EMISSIONS 1,590 LBS R(II / 5.2)
 E.O. TO ETHYLENE GLYCOL 77,920 LBS R(II / 8.6)
 ETHYLENE GLYCOL PRODUCED 109,797 LBS >25,000LBS 1
 QUANTITY RELEASED 18,955 LBS R(II / 8.1)
 ACTIVITY INDEX 1.00 R(IV 8.9)
 FOR >25,000LBS :
 ETHYLENE GLYCOL DISCHARGED 0 LBS R(II / 5.3.1)
 ETHYLENE GLYCOL TREATED ON-SITE 0 LBS R(IV8.6)
 ETHYLENE GLYCOL TO POTW 109,797 LBS R(II/6.1.A.1)

KYMENE 557H 0 LBS
 KYMENE 557LX 0 LBS
 KYMENE 736 0 LBS
 KYMENE 1022 0 LBS
 KYMENE MXC 0
 KYMENE 621 0
 KYMENE 625LX 0
 TOTAL KYMENE **CALC** 121,939,200 LBS
 EPI IN 557H 0 LBS
 EPI IN 557LX 0 LBS
 EPI IN 736 0 LBS
 EPI IN 1022 0 LBS
 EPI IN MCX 0
 EPI IN 621 0
 EPI IN 625LX 0
 TOTAL EPI **CALC** 5,475,000 LBS
 NITROGEN USAGE 9,481 MCF
 NITROGEN SWEEP EFFICIENCY 0.2
 (1) PRODUCTION 121,939,200 LBS
 SCRUBBER EFFICIENCY 98.0 % ASSUME

FIGITIVE EMISSIONS 2,998 LBS/YEAR R(II / 5.1)
 POINT SOURCE EMISSION 4,841 LBS/YEAR R(II / 5.2)
 TO WWT 17,493 LBS/YEAR
 WWT VENTING 0 LBS/YEAR
 WWT TO SLUDGE 350 LBS/YEAR
 WWT BIOLOGICAL 2,274 LBS/YEAR R(IV 8.6)
 WWT ADSORB. / INCIN. 0 LBS/YEAR
 WWT EFF. DISCHARGE 0 LBS/YEAR R(II / 5.3.1)
 QUANTITY RELEASED 8,189 LBS/YEAR R(II / 8.1)
 QUANTITY TREAT ON-SITE 2,274 LBS/YEAR R(II / 8.6)
 QUANTITY ON-SITE IMPOL 350 LBS/YEAR R(II/ 5.5.3)
 ACTIVITY INDEX 1.00 R(II / 8.9)
 WWT DISCHARGE TO POT 14,869 LBS/YEAR R(II8.7)

MONTHS WWT FURN OP 0 MONTHS

HISTORICAL DATA ("SAME"?)
 TOLUENE IN ZEON WWT 0 LBS/YR
 TOLUENE IN I.B. SLUDGE 404 LBS/YR
 AMMONIA IN I.B. SLUDGE 443 LBS/YR
 I.B. SLUDGE GEN. RATE 4 CU YDS/ DAY

ROBIN METLER @ POLY-PALE
 CHEMICAL NAME PEXOIL / LIGHT ENDS
 MOLECULAR WEIGHT 302 lb/mole
 AREA OF SPILL 96 ft2
 VAPOR PRESSURE 0.004450 psia
 TEMPERATURE 266 oF
 WIND SPEED 5 miles/hour
 SHEEN THICKNESS 0.125 inches
 SP. GR. 0.89 decimal
 EST. % RECOVERY 75 %

SHEEN QUANTITY = 7 Gallons spilled
 SHEEN QUANTITY = 56 Lbs spilled
 EST. RECOVERY = 42 Lbs recovered
 (SPILL-RECOVERY) = 14 LBS (NET RELEASE)
 VAPOR GENERATION 0.000100 lbs/sec
 0.0060 lbs/min
 0.36 lbs/hr
 8.6 lbs/day
 3,139 lbs/year
 1.57 tpy

RESIN PRODUCTION 246,758,792 LBS
 PAPER PRODUCTION 425,035,200 LBS
 "ROSIN" HANDLING FACTOR(est) 2 (ie, "DOUBLE" HANDLING)
 NUMBER OF TANKS (est) 30 RESINS
 NUMBER OF TANKS (est) 10 PAPER
 AVERAGE TANK DIAMETER(est) 10 FT
 AVERAGE TANK HEIGHT(est) 20 FT
 AVG. VAPOR SPACE**CALC** 10 FT
 "ROSIN" MOL. WEIGHT 302
 TEMPERATURE 175 oC or = 347 oF (calc)
 VAPOR PRESSURE 0.200 mm Hg or = 0.003868 psi (calc)
 AMBIENT DELTA TEMP. 20 oF

ROSIN PLANT-WIDE VOC = 3.68 TPY
 ROSIN PLANT-WIDE VOC = 11.13 TPY (@ CAI)

		TPY	
EPI (Form R-Air "only")	7,839 lbs/yr	PM	44.93
Eth BZ (Form R-Air)	0 lbs/yr	SO2	522.96
Eth GLYCOL(Form R-Air)	0 lbs/yr	NOX	60.22
Eth OXIDE (Form R-Air)	18,955 lbs/yr	CO	19.56
MALEIC ANH (Form R-Air)	0 lbs/yr	VOC*	584.78
TOLUENE (Form R-Air)	683,791 lbs/yr	TRS	0
XLYENE (Form R-Air)	0 lbs/yr	LEAD	0
Adipic acid - lbs	7,043,040 lbs/yr	CFC/HCFC	0
Gum rosin/PP-lbs (melter)	43,800,000 lbs/yr	Other	0
Resin flaked/HRA-lbs	61,320,000 lbs/yr	totHAP-voc	355.29
Nat Gas-(Poly-Pale)	12,535 mcf	TH non-voc	0
(Power House)	431,938 mcf		
(HRA)	13,484 mcf	SUM =	1232.46 TPY
(Rosin Dist.)	2,891 mcf	CAPACITY FEE RATE=	25.00 \$/TON
(Hydrogen)	0 mcf	TOTAL \$ =	30,811
(RAD)	4,940 mcf		
(Eff. Treatment)	0 mcf	By quarters	7,702.85
CAPACITY Fee Rate =	25.00 \$/TON		

* = Reflects Total VOC from the facility including VOC,s that are HAP's

Poly-pale prod.	60,426,480 lbs
SO2 Fugitives @ Poly-Pale	511.69 TPY
HRA Kettle production	56,064,000 lbs/yr
HRA Flaked	61,320,000 lbs/yr
Pit fug. est. non-HAP VOC	3.68 TPY
Poly-Pale melter n-H- VOC	3,139 lbs/yr
Dowtherm-(Poly-Pale)	26,200 lbs/yr
Dowtherm-(HRA)	169,193 lbs/yr
Dowtherm-(Rosin Dist.)	222,228 lbs/yr
Dowtherm-(RAD)	33,685 lbs/yr

BIPHENYL LOSS = 27*TOTAL= 121,853 LBS (LESS THAN 10,000 LBS ?)
NO REPORT REQUIRED

FROM FORM R CALCULATIONS=	"TPY"
EPICHLOROHYDRIN	3.92
ETHYL BENZENE	0.00
ETHYLENE GLYCOL	0.00
ETHYLENE OXIDE	9.48
MALEIC ANHYDRIDE	0.00
TOLUENE	341.90
XYLENE	0.00
total VOC (Form R)	355.29

AMMONIA USAGE @ RAD	1,042,440 LBS	NH3 "LOSSES"(USAGE-THEORY)	663,857 LBS	= 63.7%	
NITRILE PRODUCTION	8,935,200 LBS OF 731-D FEED	FUGITIVE EMISSIONS	34,660 LBS		R(II / 5.1)
WASTEWATER FLOW AVG.	95,268 GPD	POINT SOURCE EMISSIONS	8,541 LBS		R(II / 5.2)
AVERAGE WASTEWATER pH	10.0	NH3 TO (NH4)2SO4 @ 90%, & 10% POTV	620,655 LBS		
pH NORMALITY	0.00100	AMMONIUM SULFATE PRODUCED	2,168,642 LBS	<?> 25,000LBS	
I.B. SLUDGE GENERATE RATE	4 CU YD/DAY	AMMONIA RECYCLE	6,012,989 LBS		R(II / 8.4)
AQ NH3 AT DRESINOL	0 LBS	NH3 "LOSSES"/ 1,000 LBS FEED	74.3 LBS/1,000 LBS FEED		R(II / 8.1)
H2SO4 TOTES @40% =	0 NUMBER	QUANTITY RELEASED	105,710 LBS		R(6.1A.1.)(R8
		QUANTITY TO POTW	62,066 LBS		(RII/ 5.5.3)
		QUANTITY ON-SITE IMPOUNDMENT	443 LBS		

PARTICULATE MATTER

AC-002 (162) Dust collector @ Kymene
 0.93 TPY in 1988(base data) * 7,043,040 lbs = 2.76 TPY (PM)
 2,370,000 lbs used in 1988

AC-004 (-) Gum rosin melted @ Poly-Pale
 Based on process weight equation, E = 4.1 * P ^0.67
 E = Particulate emissions in lbs/hour
 P = Process input capacity in tons/hour
 Capacity = 80drs/8hr shift = 2.5 tons/hour
 = 33.18 TPY (PM)

AG-005 (101) Dust collector @ HRA

3 16 TPY in 1988(base data)

26,840,510 lbs flaked in 1988

61,320,000 lbs =

7.22 TPY (PM)

A-(Plant) Fuel burning @ PP,PH,HRA,Rosin dist,H2,RAD,Eff

Poly-Pale - 3.2mmBTU/hr heat input
PM =7.6lb/mmCUFT nat gas = 0.05 tpy 0.05 TPY(PM)
PM(10)=0lb/mmCUFT nat gas = 0.00 tpy
SO2 = 0.6lb/mmCUFT nat gas = 0.00 TPY(SO2)
NOX = 100lb/mmCUFT nat gas = 0.63 TPY(NOX)
CO = 84lb/mmCUFT nat gas = 0.53 TPY(CO)
VOC = 5.5lb/mmCUFT nat gas = 0.03 TPY(VOC)

Power House - #5 Boiler = 156mmBTU/hr heat input
Power House - #6 Boiler = 65mmBTU/hr heat input
Assume 95% and 5% split of nat gas between #5 and #6 boilers

For #5 Boiler
PM =7.6lb/mmCUFT nat gas = 1.56 tpy 1.56 TPY(PM)
PM(10)=0lb/mmCUFT nat gas = 0.00 tpy
SO2 = 0.6lb/mmCUFT nat gas = 0.12 TPY(SO2)
NOX =280lb/mmCUFT nat gas = 57.45 TPY(NOX)
CO = 84lb/mmCUFT nat gas = 17.23 TPY(CO)
VOC = 5.5lb/mmCUFT nat gas = 1.13 TPY(VOC)

For #6 Boiler
PM =7.6lb/mmCUFT nat gas = 0.08 tpy 0.08 TPY(PM)
PM(10)=0lb/mmCUFT nat gas = 0.00 tpy
SO2 = 0.6lb/mmCUFT nat gas = 0.01 TPY(SO2)
NOX =100lb/mmCUFT nat gas = 1.08 TPY(NOX)
CO = 84lb/mmCUFT nat gas = 0.91 TPY(CO)
VOC = 5.5lb/mmCUFT nat gas = 0.06 TPY(VOC)

Hard Resins - 8.3mmBTU/hr heat input
PM =7.6lb/mmCUFT nat gas = 0.05 tpy 0.05 TPY(PM)
PM(10)=0lb/mmCUFT nat gas = 0.00 tpy
SO2 = 0.6lb/mmCUFT nat gas = 0.00 TPY(SO2)
NOX = 100lb/mmCUFT nat gas = 0.67 TPY(NOX)
CO = 84lb/mmCUFT nat gas = 0.57 TPY(CO)
VOC = 5.5lb/mmCUFT nat gas = 0.04 TPY(VOC)

Rosin Dist. - 3.3mmBTU/hr heat input
PM =7.6lb/mmCUFT nat gas = 0.01 tpy 0.01 TPY(PM)
PM(10)=0lb/mmCUFT nat gas = 0.00 tpy
SO2 = 0.6lb/mmCUFT nat gas = 0.00 TPY(SO2)
NOX = 100lb/mmCUFT nat gas = 0.14 TPY(NOX)
CO = 84lb/mmCUFT nat gas = 0.12 TPY(CO)
VOC = 5.5lb/mmCUFT nat gas = 0.01 TPY(VOC)

Hydrogen - 21.0mmBTU/hr heat input
PM =7.6lb/mmCUFT nat gas = 0.00 tpy 0.00 TPY(PM)
PM(10)=0lb/mmCUFT nat gas = 0.00 tpy
SO2 = 0.6lb/mmCUFT nat gas = 0.00 TPY(SO2)
NOX = 100lb/mmCUFT nat gas = 0.00 TPY(NOX)
CO = 84lb/mmCUFT nat gas = 0.00 TPY(CO)
VOC = 5.5lb/mmCUFT nat gas = 0.00 TPY(VOC)

Rosin Amine D - 8.3mmBTU/hr heat input
PM =7.6lb/mmCUFT nat gas = 0.02 tpy 0.02 TPY(PM)
PM(10)=0lb/mmCUFT nat gas = 0.00 tpy
SO2 = 0.6lb/mmCUFT nat gas = 0.00 TPY(SO2)
NOX = 100lb/mmCUFT nat gas = 0.25 TPY(NOX)
CO = 84lb/mmCUFT nat gas = 0.21 TPY(CO)
VOC = 5.5lb/mmCUFT nat gas = 0.01 TPY(VOC)

Eff Treatment - 2.95mmBTU/hr heat input
PM =7.6lb/mmCUFT nat gas = 0.00 tpy 0.00 TPY(PM)
PM(10)=0lb/mmCUFT nat gas = 0.00 tpy
SO2 = 0.6lb/mmCUFT nat gas = 0.00 TPY(SO2)
NOX = 100lb/mmCUFT nat gas = 0.00 TPY(NOX)
CO = 84lb/mmCUFT nat gas = 0.00 TPY(CO)
VOC = 5.5lb/mmCUFT nat gas = 0.00 TPY(VOC)

TOTAL PM 44.93 TPY
TOT SO2 0.14 TPY
TOT NOX 60.22 TPY
TOT CO 19.56 TPY
TOT VOC 1.28 TPY

SO2 FROM 1988 DATA

Poly-Pale east and west vents = 7.2lbs/yr + 7,907lbs/yr = 7,914lbs/yr = 3.96TPY

3.96 TPY (1988 Base data)	*	60,426,480 lbs	=	11.13 TPY(SO2)
21,495,048 lbs Poly-Pale (1988)				

VOC = VOC Assumed to be non-HAP

VOC FROM 1988 DATA

Poly-Pale east and west vents = 1.9lb/hr + 12,147lb/yr = 12,149lb/yr = 6.07 TPY

6.07 TPY (1988 Base data)	*	60,426,480 lbs	=	17.06 TPY(VOC)
21,495,048 lbs Poly-Pale (1988)				

HRA Water scrubber - Kettles/Hot = 98,696lbs/yr = 49.35 TPY

49.35 TPY (1988 Base data)	*	56,064,000 lbs	=	140.35 TPY(VOC)
19,713,604 lbs Production (1988)				

HRA Water scrubber - Flaking/Hot end = 57,378lbs/yr = 28.69 TPY

28.69 TPY (1988 Base data)	*	61,320,000 lbs	=	65.55 TPY(VOC)
26,840,510 lbs flaked (1988)				

Carbon Furnace = 64,269 lbs/yr = 32.14 TPY

32.14 TPY (1988 Base data)	"ASSUME THE SAME" =	32.14 TPY(VOC)
----------------------------	---------------------	----------------

'NOTE:: Furnace only ran "X" months :: Therefore subtract (12 - "X") months -32.14

"Rosin" VOC and "Paper Chemicals" VOC "ESTIMATES"

From Plant-wide fugitive emission estimates spreadsheet = 3.68 TPY(VOC)

Poly-Pale melter fugitives 1.57 TPY(VOC)

TOTAL VOC* = 228.21 TPY(VOC*)

EVAPORATION LOSSES

SOURCE ::: Rosin Melter@ Poly-Pale (VP of Pexoil / Light Ends)

*** INPUT ***

CHEMICAL NAME	PEXOIL / LIGHT ENDS
MOLECULAR WEIGHT	302 lb/mole
AREA OF SPILL	96 ft2
VAPOR PRESSURE	0.004450 psia
TEMPERATURE	266 oF
WIND SPEED	5 miles/hour
SHEEN THICKNESS	0.125 inches
SP. GR.	0.89 decimal
EST. % RECOVERY	75 %

*** OUTPUT ***

SHEEN QUANTITY =	7 Gallons spilled
SHEEN QUANTITY =	56 Lbs spilled
EST. RECOVERY =	42 Lbs recovered
(SPILL-RECOVERY) =	14 LBS (NET RELEASE)
VAPOR GENERATION	0.000100 lbs/sec
	0.0060 lbs/min
	0.36 lbs/hr
	8.6 lbs/day
	3,139 lbs/year

1.57 tpy

$$W = \frac{M K A P}{R T}$$

W = VAPOR GENERATION RATE, lbs/second

M = MOLECULAR WEIGHT OF CHEMICAL

A = AREA OF SPILL, ft²

P = VAPOR PRESSURE, psia,

R = UNIVERSAL GAS CONSTANT, 10.73 psia-ft³/oR-lb mole

T = TEMPERATURE OF LIQUID, oR = oF + 460

K = GAS-PHASE MASS TRANSFER COEFFICIENT, ft/second

$$K = 0.00438 (U)^{0.78} (D / 3.1 \times 10^{-4})^{2/3}$$

D = DIFFUSION COEFFICIENT, ft/second

U = WINDSPEED, miles/hour

IF "D" IS NOT AVAILABLE

$$K = 0.00438 (U)^{0.78} (18/M)^{1/3}$$

ROSIN:: FUGITIVE EMISSIONS ESTIMATES-PLANT WIDE

INPUT

CALANDER YEAR	CAPACITY
RESIN PRODUCTION	246,758,792 LBS
PAPER PRODUCTION	425,035,200 LBS
"ROSIN" HANDLING FACTOR(est)	2 (ie, "DOUBLE" HANDLING)
NUMBER OF TANKS (est.)	30 RESINS
NUMBER OF TANKS (est.)	10 PAPER
AVERAGE TANK DIAMETER(est)	10 FT
AVERAGE TANK HEIGHT(est)	20 FT
AVG. VAPOR SPACE**CALC**	10 FT
"ROSIN" MOL. WEIGHT	302
TEMPERATURE	175 oC or = 347 oF (calc)
VAPOR PRESSURE	0.200 mm Hg or= 0.003868 psi (calc)
AMBIENT DELTA TEMP.	20 oF

* FOR CALCULATIONS: PAINT FACTOR,PRODUCT FACTOR,SMALLTANK FACTOR,TURNOVER FACTOR, ARE IN EQUATIONS

OUTPUT

ROSIN PLANT-WIDE VOC = 3.68 TPY

ROSIN PLANT-WIDE VOC = 11.13 TPY (@ CAPACITY)

FOR ROSIN "VOC" ESTIMATES

ROSIN HANDLING FACTOR = 30 TANKS * 2 = 60

P/(Pa - P) = P/(14.7 - P) = 0

PAINT FACTOR = 1

SMALL TK. FACTOR = 1

PRODUCT FACTOR = 1

TANK CAPACITY = 11,750 GALS

ANNUAL THRUPUT = 1,028,162 GALS/TANK

NO. TURNOVERS = 88

TURNOVER FACTOR= 1

FOR BREATHING LOSSES, L(b),resins = 14 LBS/YR

FOR 60 "TANKS" L(b),resins = 813.94 LBS/YEAR
0.093 LBS/HR

0.41 TPY
 FOR WORKING LOSSES, L(w),resins = 29 LBS/YR
 FOR 60 "TANKS" L(w),resins = 1,729.68 LBS/YEAR
 0.197 LBS/HR
 0.86 TPY

FOR PAPER "VOC" ESTIMATES

KYMENE = 12.2 % TOTAL SOLIDS
 NEUPHOR = 31.0 % TOTAL SOLIDS
 PARACOL = 12.0 % TOTAL SOLIDS

ASSUME SIMILAR PRODUCTION RATES
 THEREFORE: THE AVERAGE TOTAL SOLIDS = 18 %

ROSIN PRODUCTION FACTOR = 78,206,477 LBS (adjusted for %T.S)

ROSIN HANDLING FACTOR = 10 TANKS * 2 = 20

ANNUAL THRUPUT = 5,312,940 GALS/TANK

NO. TURNOVERS = 452

TURNOVER FACTOR= 0

FOR BREATHING LOSSES, L(b),paper = 14 LBS/YR

FOR 20 "TANKS" L(b),paper = 271.31 LBS/YEAR
 0.03 LBS/HR
 0.14 TPY

FOR WORKING LOSSES, L(w),paper = 43 LBS/YR

FOR 20 "TANKS" L(w),paper = 864.00 LBS/YEAR
 0.10 LBS/HR
 0.43 TPY

PLANT-WIDE VOC FOR ROSIN L(B) and L(w)

L(total) = L(b),rosin + L(w),rosin + L(b),paper + L(w),paper
 = 0.41 + 0.86 + 0.14 = 0.43

L(total) = 1.84 TPY

ASSUME PLANT-WIDE FUGITIVES (P,V,F) AND STEAM BLOWING SAME AS L(total)

THEREFORE:TOTAL ROSIN VOC= 3.68 TPY

FOR CAPACITY:

RATIO FACTOR = $\frac{61.34 \text{ TPH (@ CAPACITY)}}{20.38 \text{ TPH (1994)}}$ = 3.02

INPUT

CALENDAR YEAR	CAPACITY
POLY-PALE (LBS)	60,426,480
MELHI (LBS)	2,645,520
TOTAL PRODUCTION **CALC**	63,072,000
WASTEWATER FLOW (GPM)	52
TOLUENE SOLUBILITY (PPM)	570
DISPOSAL (LBS)	0
DISP. SOLV. FRACTION	0.00
TOLUENE USAGE (LBS)	794,243
NITROGEN (MCF) *	37,809
STEAM (MCF) *	149,032
% STEAM, BLOWING LINES	10
MELHI (% TOLUENE)	4.0
PP HEAT TREAT (% TOLUENE)	1.5
POLY-PALE (% TOLUENE)	0.2
NITROGEN SWEEP EFFICIENCY	0.5
COMMON VENT COND. TEMP. (I)	75

*** OUTPUT ***	TOLUENE(LBS)		P,V,F / LDAR ADJUSTED	
COST SHEET USAGE (LOSSES)	794,243		794,243	
TANK BREATHING AND WORKING	150,198		150,198	R5.2
NITROGEN VENTING/BLOWING	194,088		194,088	R5.2
WASTEWATER TREATMENT VENTING	25,726	e	25,726	
WWT PARTIONED TO SLUDGE	7,146	a	7,146	
WWT ADSORBTION/INCINERATION	0		0	
WWT DISCHARGE	0		0	
POLY-PALE	121,095	b	121,095	
MELHI	105,821	c	105,821	
P,V,F (LDAR/ADJUSTED BY DIFF)	80,122	d	80,122	
TOTAL CALCULATED	794,243		794,243	
FUGITIVE BY DIFFERENCE = a+b+c+d+e-f =	314,184		339,506	
DIFFERENCE(COST SHEET-CALC)	(0)		0	
WWT DISCHARGED TO POTW =	110,048		110,048	R6.1 A1, R8.7
QUANTITY ON-SITE IMPOUNDMENT	404	f	404	R5.5.3
SOLVENT LOSSES =	12.6 LBS/ 1,000 LBS PRODUCTION (COST SHEET)			
SOLVENT LOSSES =	12.6 LBS/ 1,000 LBS PRODUCTION(CALCULATED)			
SOLVENT LOSSES =	0.8 % COST SHEET LOSSES/TOTAL USAGE			
SOLVENT LOSSES =	0.8 % CALCULATED USAGE/TOTAL USAGE			

SOLVENT RECYC 62,277,757 LBS/YEAR
 POINT SOURCE : 344,285 LBS/YEAR

* NOTE: Must calculate each Antoine V P equation below
 Must calc Kc and C for thruput and small tank dia

LBS TOLUENE IN MELHI FROM T-108 =	4 % *	2,645,520 =	105,821 LBS
LBS TOLUENE TO HEAT TREATMENT =	2 % *	61,346,680 =	920,200 LBS
LBS TOLUENE IN POLY-PALE =	0 % *	60,547,575 =	121,095 LBS

FOR: PUMPS, VALVES, FLANGES, ASSUME

	NUMBER	FACTOR	RATE
PUMPS	17	0.1100	1.8700
VALVES	111	0.0160	1.7760
FLANGES	1,928	0.0018	3.4704
AGITATORS	8	0.1100	0.8800
MAGNITROLS	5	0.2300	1.1500
TOTAL =			9.15 LBS/HOUR

FUGITIVE EMISSIONS (P,V,F) = 8,760 * 9.15 = 80,122 LBS/YEAR

FOR THE SUMP:

FOR SUMP ASSL 74,880 GALLONS/DAY WASTEWATER FLOWRATE

ASSUME 570 PPM TOLUENE SOLUBILITY
 LBS/DAY = 74,880 * 0.0000834 * 570 PPM = 356.0 LBS/DAY
 ASSUME (10% EXCESS) FOR SPILLS, UPSETS, FLOWS, ETC, = 391.6 LBS/DAY
 ESTIMATE DAYS OPERATION = 63,072,000 % 100,000 LBS/DAY = 365 DAYS
 LBS/YEAR = 392 LBS/DAY * 365 DAYS = 142,920 LBS/YEAR

WASTEWATER TREATMENT SOLVENT DISTRIBUTION

BIOLOGICAL STUDIES @ 20 DAY RETENTION FOR UNACCUMULATED ARE

VOLATILIZED TO ATMOSPHERE = 72 %
 PARTIONED TO SLUDGE = 18 %

OUR HOLD-UP IS ONLY 1/4 TO 1/5 OF 20 DAY BIOLOGICAL, THEREFORE

EQUALIZATION VOLATILIZED = .72 * 1/4 = 18 %
 PARTIONED TO SLUDGE = .18 * 1/4 = 5 %
 AVAILABLE FOR TREATMENT = 100 - 23 = 77 %

FOR APPROXIMATELY 90 % TREATMENT,
 TREATED = .77 * .90 = 69 %
 DISCHARGED = .77 * .10 = 8 %

FOR NO CARBON ADSORPTION, TREATED GOES TO ZERO BELOW

WASTEWATER TREATMENT (WWT) VENTING	142,920 LBS/YR =	25,726 LBS/YEAR
WWT PARTIONED TO SLUDGE = .05 *	142,920 LBS/YR =	7,146 LBS/YEAR
WWT ADSORPTION OR INCINERATION = .69 *	142,920 LBS/YR =	0 LBS/YEAR
WWT DISCHARGED DIRECT = .08 *	142,920 LBS/YR =	0 LBS/YEAR
WWT DISCHARGED TO POTW =		110,048 LBS/YEAR

VOC EMISSIONS - FIXED ROOF TANKS (TOLUENE)

TOTAL LOSS	EQUAT1 BREATHING LOSS	EQUAT2 WORKING LOSS	MOL-WT Mv	EQUAT2 MULTIPLY	TVP	EQUAT 2 Kn	EQUAT2 ANNUAL THRUPUT	EQUAT2 TANK CAPACITY	EQUAT2 TURNOVER PER YR	EQUAT1 AVG VAPOR SPACE
------------	-----------------------	---------------------	-----------	-----------------	-----	------------	-----------------------	----------------------	------------------------	------------------------

TANK NO.	LBS/YR	LBS/YR	LBS/YR	FACTOR			GAL/YR	GAL/YR	N	HT (FT)	
T-3 FD SOLN	9,270	81	9,189	92.13	0.000024	1.025	0.250	16,218,514	2,055	7892	2.50
T-7 #1 SEP	2,192	0	2,192	92.13		0.440	0.250	9,010,286	52	173275	1.00
T-8 #1 POLYZ	2,192	1	2,192	92.13		0.440	0.250	9,010,286	130	69310	1.00
T-9 #2 SEP	0	0	0	92.13 OUT		0.000	1.000	0	52	0	1.00
T-10 #2 POLYZ	0	0	0	92.13 OUT		0.000	1.000	0	130	0	1.00
T-11 #3 SEP	2,192	0	2,192	92.13		0.440	0.250	9,010,286	52	173275	1.00
T-12 #3 POLYZ	2,192	1	2,192	92.13		0.440	0.250	9,010,286	130	69310	1.00
T-13 #5 SEP	2,192	0	2,192	92.13		0.440	0.250	9,010,286	52	173275	1.00
T-14 #5 POLYZ	2,192	1	2,192	92.13		0.440	0.250	9,010,286	130	69310	1.00
T-15 #6 SEP	2,192	0	2,192	92.13		0.440	0.250	9,010,286	52	173275	1.00
T-16 #6 POLYZ	2,192	1	2,192	92.13		0.440	0.250	9,010,286	130	69310	1.00
T-17 #4 SEP	2,192	0	2,192	92.13		0.440	0.250	9,010,286	52	173275	1.00
T-18 #4 POLYZ	2,192	1	2,192	92.13		0.440	0.250	9,010,286	130	69310	1.00
T-21 PZD SOLN	5,703	25	5,678	92.13		0.600	0.250	17,119,543	1,200	14266	2.50
T-22 PZD SEP	0	0	0	92.13 NO VENT		0.700	0.250	855,977	400	2140	1.20
T-23 PZD SURGE	5,408	14	5,394	92.13		0.600	0.250	16,263,566	700	23234	2.40
T-24 HYZ SOLN	47,174	46	47,127	92.13		3.320	0.250	25,679,314	1,175	21855	4.00
T-25 WASH TK	25,151	44	25,108	92.13		1.420	0.250	31,986,514	4,170	7671	0.50
T-26 WASHD SOI	14,631	81	14,550	92.13		1.025	0.250	25,679,314	2,060	12466	2.50
T-27 EVAP FD	14,631	81	14,550	92.13		1.025	0.250	25,679,314	2,060	12466	2.50
T-30 1ST PP EV	14,555	5	14,550	92.13		1.025	0.250	25,679,314	420	61141	2.00
T-31 2ND PP EV	5,365	5	5,360	92.13		1.025	0.250	9,460,800	420	22526	2.00
T-36 PEXOIL/TOL	0	0	0	92.13 NO VENT		14.697	0.700	40,772	190	215	1.00
T-40 PEX/TOL ST	192,437	189,041	3,397	92.13		14.697	1.000	104,519	9,050	12	10.00
T-48 1ST MEL EV	465	6	459	92.13		1.025	0.250	810,926	505	1606	3.00
T-71 MEL SOLN	1,062	51	1,011	92.13		1.025	0.550	810,926	2,700	300	4.00
T-80 40%ACD/TO	1,607	229	1,378	92.13 ATM VENT		1.025	1.000	608,194	20,000	30	10
T-81 40%ACD/TO	1,607	229	1,378	92.13 ATM VENT		1.025	1.000	608,194	20,000	30	10
T-83 DEC SEP	1,708	54	1,654	92.13		1.025	0.360	2,027,314	3,450	588	6.00
T-84 40% AC/TOL	2,961	204	2,757	92.13 ATM VENT		1.025	1.000	1,216,389	17,000	72	8.00
T-85 FR TOL STC	859	247	613	92.13 ATM VENT		1.025	1.000	270,309	13,600	20	6.00
T-86 REC TOL	995	52	943	92.13		1.025	0.660	630,720	2,700	234	4.50
T-88 PP HYDRO	29,708	122	29,585	92.13		6.600	0.250	8,109,257	1,400	5792	2.00
T-93 SLG DEC	1,249	55	1,195	92.13		1.025	0.260	2,027,314	1,700	1193	3.00
T-99 H2O/TOL SE	4,931	81	4,850	92.13		1.025	0.250	8,559,771	2,065	4145	2.50
T-101 MEL ACCU	705	16	689	92.13		1.025	0.750	405,463	1,050	386	3.00
T-105 TOL FD Mx	4,931	81	4,850	92.13		1.025	0.250	8,559,771	2,065	4145	2.50
T-108 MEL BLND	34,199	28,007	6,192	92.13 ATM VENT		14.695	0.470	405,463	1,070	379	2.00
T-116 H2O/TOL S	13,378	105	13,274	92.13		1.025	0.250	23,426,743	3,500	6693	2.50
T-117 WASH FEE	47,247	119	47,127	92.13		3.320	0.250	25,679,314	2,400	10700	3.00
T-124 2ND MEL E	256	1	255	92.13		1.025	0.250	450,514	71	6345	1.00
T-131 PP HYDRO	29,708	122	29,585	92.13 NO VENT		6.600	0.250	8,109,257	1,400	5792	2.00
T-139 SUMP	28,363	412	27,951	92.13 ATM VENT		1.025	0.250	49,331,314	2,500	19733	4.30
T-201 RX #7	5,404	10	5,394	92.13		0.600	0.250	16,263,566	1,500	10842	1.00
T-202 RX #8	5,404	10	5,394	92.13		0.600	0.250	16,263,566	1,500	10842	1.00
T-203 RX #9	5,404	10	5,394	92.13		0.600	0.250	16,263,566	1,500	10842	1.00
TOTAL (LBS/YR)	578,397	219,648	358,749					475,708,171	128,668	3697	

(ROSIN)

P-59 ROSIN STG	34	34	0	302		0	1	626,340	10,278	61	4.00
T-20 ROSIN FEEI	58	58	0	302		0	0	7,446,000	17,167	434	4.50
T-33 ROSIN/DOW	1	1	0	604		0	0	7,884,000	730	10800	4.00
T-34 R SPG TAN	1	1	0	604		0	0	7,884,000	730	10800	4.00
T-106 MELHI STC	21	21	0	604		0	1	394,200	10,310	38	6.00
T-119 GUM STG	29	29	0	302		0	1	2,299,500	21,000	110	7.00
T-120 ROSIN STC	173	173	0	302		0	1	7,446,000	125,000	60	12.00
T-129 PP SURGE	0	0	0	604		0	0	7,008,000	240	29200	2.00
T-130 SCRAP RO	43	43	0	302		0	1	98,550	32,200	3	8.00
T-132 PP STG TK	232	232	0	604		0	1	7,008,000	82,000	85	10.00
T-133 GUM STG	41	41	0	302		0	1	2,299,500	31,200	74	10.00
TOTAL (LBS/YR)	634	634	0					50,394,090	330,855	152	

(OTHER)

T-77 98% H2SO4	5	5	0	98		0	1	144,540	10,170	14	6.00
T-78 98% H2SO4	7	7	0	98		0	1	144,540	12,750	11	6.00
T-96 25% NAOH	13	13	0	40		0	1	1,323,154	9,395	141	12.50
T-100 98% H2SO4	5	5	0	98		0	1	144,540	8,300	17	6.00
T-134 DOW CATC	0	0	0	166		0	0	8,760,000	75	116800	2.30
T-135 DOW FLAS	#NUM!	#NUM!	0	166		37	0	236,520,000	350	675771	4.70
T-136 DOW STOF	8	8	0	166		0	1	4,380	1,100	4	6.70
T-137 SER WATE	4	4	0	18		0	0	96,360,000	4,000	24090	1.00
T-138 DOW BLOW	#NUM!	#NUM!	0	166		37	1	0	1,100	0	2.50

T-3 FD SOLN	48.3	4,793									
T-7 #1 SEP	0.0	2,192									
T-8 #1 POLYZ	0.0	2,192									
T-9 #2 SEP	0.0	0	OUT								
T-10 #2 POLYZ	0.0	0	OUT								
T-11 #3 SEP	0.0	2,192									
T-12 #3 POLYZ	0.0	2,192									

NOTE: FOR VOC CALCULATIONS, MUST MANUALLY INPUT Kc AND C FOR THE THRUPT TURNOVERS(Kc) AND SMALL TANK DIAMETER(C)

TURNOVER FACTOR	SMALL TANK DIAMETER FACTOR
TURNOVERS	DIA(FT)
Kc	C
<35	1FT
1	0.05

T-13 #5 SEP	0.0	2,192	40	1	2FT	0.10
T-14 #5 POLYZ	0.0	2,192	45	1	3FT	0.15
T-15 #6 SEP	0.0	2,192	50	1	5FT	0.25
T-16 #6 POLYZ	0.0	2,192	60	1	7.5FT	0.40
T-17 #4 SEP	0.0	2,192	75	1	10FT	0.50
T-18 #4 POLYZ	0.0	2,192	100	0	12.5FT	0.65
T-21 PZD SOLN	8.5	5,218	150	0	15FT	0.75
T-22 PZD SEP	100.0	0	NO VENT	0	17.5FT	0.85
T-23 PZD SURGE	8.5	4,948	250	0	20FT	0.90
T-24 HYZ SOLN	86.7	6,274	300	0	25FT	0.95
T-25 WASH TK	65.8	8,602	400	0	30FT	1.00
T-26 WASHD SOI	48.3	7,564				
T-27 EVAP FD	48.3	7,564				
T-30 1ST PP EV	48.3	7,525				
T-31 2ND PP EV	48.3	2,774				
T-36 PEXOIL/TOL	100.0	0	NO VENT			
T-40 PEX/TOL ST	99.4	1,155				
T-48 1ST MEL EV	48.3	241				
T-71 MEL SOLN	48.3	549				
T-80 40%ACD/TOL		1,607	ATM VENT			
T-81 40%ACD/TOL		1,607	ATM VENT			
T-83 DEC SEP	48.3	883				
T-84 40% AC/TOL		2,961	ATM VENT			
T-85 FR TOL STG		859	ATM VENT			
T-86 REC TOL	48.3	514				
T-88 PP HYDRO	100.0	0				
T-93 SLG DEC	48.3	646				
T-99 H2O/TOL SE	48.3	2,549				
T-101 MEL ACCU	48.3	364				
T-105 TOL FD M ^x	48.3	2,549				
T-108 MEL BLND	100.0	0	ATM VENT *			
T-116 H2O/TOL S	48.3	6,917				
T-117 WASH FEE	86.7	6,284				
T-124 2ND MEL E	48.3	132				
T-131 PP HYDRO	100.0	0	NO VENT			
T-139 SUMP		28,363	ATM VENT			
T-201 RX #7	8.5	4,945				
T-202 RX #8	8.5	4,945				
T-203 RX #9	8.5	4,945				
TOTAL		150,198				

NOTE: *EMISSIONS IN T-108 ARE SHOWN IN FINISHED PRODUCT MELHI

TOTAL TANKAGE CAPACITY = 128,668 GALLONS
TOTAL NITROGEN USAGE = 4,316 SCFH

FOR BREATHING DISPLACEMENT $\frac{P1 V1}{T1} = \frac{P2 V2}{T2}$

AVERAGE DAY TEMPERATURE (T1) = 76.3 DEG F.
AVERAGE NIGHT TEMPERATURE (T2) = 52.9 DEG F.

FOR NIGHT VOLUME (V2) = 128,668 GALLONS OR 17,202 CU FT
THE DAY VOLUME (V1) = 134,538 GALLONS OR 17,986 CU FT

BREATHING DISPLACEMENT = 785 FT³/DAY
= 286,447 FT³/YEAR OR 33 SCFH

FOR WORKING DISPLACEMENT = 475708171 GALLONS
= 63,597,349 FT³/YEAR OR 7260 SCFH

TOTAL DISPLACEMENT = 286,447 FT³/YR + 63,597,349 FT³/YR
= 63,883,797 FT³/YEAR
= 7,293 SCFH

NITROGEN VENT (MAX) = 4,316 SCFH - 7,293 SCFH = (2,977) SCFH
(SEE NOTE BELOW)

NOTE: FOR POLY-PALE, PRODUCTION IS CONTINUOUS/"STEADY-STATE"/LEVEL CONTROL

THEREFORE, BATCH VOLUMETRIC DISPLACEMENT IS MINIMAL, (EMPTY TANKS EACH RUN)

ASSUME: TANKAGE VOLUMETRIC DISPLACEMENT (12 TIMES A YEAR) IS ACTUAL DISPLACEMENT

TANKAGE VOLUME = 128,668 GALLONS = 17,202 CU FT
VOLUME DISPLACEMENT = 17,202 CU FT * 12 TIMES/YR * 8,760 HRS/YR = 24 SCFH
THEREFORE, MAXIMUM VENTING = 4,316 SCFH - 24 SCFH = 4,293 SCFH

FOR NITROGEN DISTRIBUTION BASED ON THROUGHPUT AND BREATHING VOLUME
CONDENSER EXIT TEMPERATURE = 75.0 DEG F = 23.9 DEG C
"Cond. Exit temp. = cell C29"

NOTE: MUST MANUALLY ADJUST "COND. TEMP." FOR TANKS THAT VENT TO ATMOSPHERE

ANTOINE EMISSIONS = 445 SCFH AND 100.0 DEG F OR 37.8 DEG C

EQUAL = 36,655 LBS/YEAR

TABLE BELOW BREAKS DOWN THE TOTAL ANTOINE EMISSIONS INTO INDIVIDUAL TANKS
(IT HAS TO BE CALCULATED FOR EACH INDIVIDUAL TANK NITROGEN FLOW)

TANK NO.	ANNUAL THURPUT GAL/YR	TANK BREATHING GAL/YR	TOTAL GALS/YR	NITROGEN SCFH	TEMP DEG F	ANTOINE EMISSIONS LBS/YEAR
T-3 FD SOLN	16,218,514	701	16,219,216	146	100	12,026
T-7 #1 SEP	9,010,286	18	9,010,303	81	70	6,672
T-8 #1 POLYZ	9,010,286	44	9,010,330	81	70	6,672
T-9 #2 SEP	0	18	18	0	MTY	0 OUT
T-10 #2 POLYZ	0	44	44	0	MTY	0 OUT
T-11 #3 SEP	9,010,286	18	9,010,303	81	70	6,672
T-12 #3 POLYZ	9,010,286	44	9,010,330	81	70	6,672
T-13 #5 SEP	9,010,286	18	9,010,303	81	70	6,672
T-14 #5 POLYZ	9,010,286	44	9,010,330	81	70	6,672
T-15 #6 SEP	9,010,286	18	9,010,303	81	70	6,672
T-16 #6 POLYZ	9,010,286	44	9,010,330	81	70	6,672
T-17 #4 SEP	9,010,286	18	9,010,303	81	70	6,672
T-18 #4 POLYZ	9,010,286	44	9,010,330	81	70	6,672
T-21 PZD SOLN	17,119,543	410	17,119,952	154	80	12,685
T-22 PZD SEP	855,977	137	856,114	8	85	0 NO VENT
T-23 PZD SURGE	16,263,566	239	16,263,805	147	80	12,109
T-24 HYZ SOLN	25,679,314	401	25,679,715	232	150	19,110
T-25 WASH TK	31,986,514	1,423	31,987,937	289	115	23,805
T-26 WASHD SOI	25,679,314	703	25,680,017	232	100	19,110
T-27 EVAP FD	25,679,314	703	25,680,017	232	100	19,110
T-30 1ST PP EV	25,679,314	143	25,679,458	232	100	19,110
T-31 2ND PP EV	9,460,800	143	9,460,943	85	100	7,002
T-36 PEXOIL/TOL	40,772	65	40,836	0	222	0 NO VENT
T-40 PEX/TOL ST	104,519	3,088	107,608	1	222	82
T-48 1ST MEL EV	810,926	172	811,098	7	100	577
T-71 MEL SOLN	810,926	921	811,847	7	100	577
T-80 40%ACD/TO	608,194	6,825	615,019	6	100	1,019 ATM VENT
T-81 40%ACD/TO	608,194	6,825	615,019	6	100	1,019 ATM VENT
T-83 DEC SEP	2,027,314	1,177	2,028,492	18	100	1,483
T-84 40% AC/TOL	1,216,389	5,801	1,222,190	11	100	1,868 ATM VENT
T-85 FR TOL STC	270,309	4,641	274,950	2	100	340 ATM VENT
T-86 REC TOL	630,720	921	631,641	6	100	494
T-88 PP HYDRO	8,109,257	478	8,109,735	73	185	6,013
T-93 SLG DEC	2,027,314	580	2,027,894	18	100	1,483
T-99 H2O/TOL SE	8,559,771	705	8,560,476	77	100	6,343
T-101 MEL ACCU	405,463	358	405,821	4	100	329
T-105 TOL FD M ^x	8,559,771	705	8,560,476	77	100	6,343
T-108 MEL BLND	405,463	365	405,828	4	222	679 ATM VENT
T-116 H2O/TOL S	23,426,743	1,194	23,427,937	211	100	17,380
T-117 WASH FEE	25,679,314	819	25,680,133	232	150	19,110
T-124 2ND MEL E	450,514	24	450,539	4	100	329
T-131 PP HYDRO	8,109,257	478	8,109,735	73	185	0 NO VENT
T-139 SUMP	49,331,314	853	49,332,167	445	100	75,593 ATM VENT
T-201 RX #7	16,263,566	512	16,264,078	147	80	12,109
T-202 RX #8	16,263,566	512	16,264,078	147	80	12,109
T-203 RX #9	16,263,566	512	16,264,078	147	80	12,109
TOTAL (LBS/YR)	475,708,171	43,909	475,752,080	4293		388,175
FOR		0.5 % NITROGEN SWEEP EFFICIENCY =				194,088

Antoine vapor pressure equation for:
LOG(P)= A-(B/(1+C))

TOLUENE

A = 7
B = 1,345
C = 219 oC

Nitrogen = 445 SCFH = 1.240 #moles/Hr

T1(Centigrade)
37.8

100.0 oF

T1(Centigrade)
23.9

75.0 oF

	Vap Press. mm Hg	Par. Press. mm Hg	Vapor Mol. Fr.	Vapor #moles/Hr	Vap Press. mm Hg	Vapor Mol. Fr.	Vapor #moles/Hr	Vapor #/Hr	Liq. Cond. #/Hr
Nitrogen		707	0.930	1.2396	733	0.965	1.2396	34.7274	
Toluene	53	53	0.070	0.0937	27	0.035	0.0454	4.1844	4.4458
Total		760.00	1.000	1.3332	760.00	1.000	1.2850	38.9117	4.4458

Toluene (% Recovered) = 51.51 %
Mol. Wt. (Toluene) = 92.134
Mol. Wt. (Nitrogen) = 28.016
Volume of 1 # mole of Nitrogen at Standard Conditions = 359 cuft

EMISSIONS (11178 * 8,760 HRS/YR) = 36,655 LBS/YEAR

ASSUME HYDROLYSIS TOTAL SOLIDS IS 40 % AVERAGE (60% TOLUENE)

THEREFORE, TOLUENE USAGE 94,608,000 LBS

PERCENT SOLVENT LOSSES = 0.84 % (BASED ON COST SHEET LOSSES AND TOTAL USAGE)
PERCENT SOLVENT LOSSES = 0.84 % (BASED ON CALCULATED LOSSES AND TOTAL USAGE)

FOR SOLVENT RECYCLE ASSUME SOLUTION IS 50 % TOTAL SOLIDS

THEREFORE SOLVENT IN SOLU 63,072,000 LBS

SOLVENT RECYC 63,072,000 LBS LESS THE "LOSSES" (794,243 LBS) = 62,277,757 LBS/YEAR RECYCLED

164 MG/L*3.785 L/GAL*4 CUYD/DAY*365DAY/YR*202GAL/YD*1LB/454G*1G/1000MG = 404 LBS/YR

TOLUENE SURFACE IMPOUNDMENT (ON-SITE) = 404 LBS/YR

ETHYLENE OXIDE

With 1999 LDAR update for NON-LEAKING factors

INPUT

CALANDER YEAR
E.O. USAGE IN POLYDAD
E.O. USAGE IN E.O.D.
TOTAL E.O. USAGE (CALC)
POLYRAD 0515
POLYRAD 0515A

INPUT

CAPACITY
753,360 LBS
621,960 LBS
1,375,320 LBS
0 LBS
424,860 LBS

POLYRAD 1110	1,019,664 LBS
POLYRAD 1110A	254,916 LBS
SURFACTANT AR150	779,640 LBS
SURFACTANT AR160	0 LBS
# DAYS OPERATION (CAN USE NA)	365 DAYS (manual input required "F132")
SCRUBBER EFFICIENCY	98.0 % ASSUME

OUTPUT	*OUTPUT*	
E.O. "LOSSES"(USAGE-THEORY)	96,875 LBS	
FUGITIVE EMISSIONS	17,365 LBS	R(II / 5.1)
POINT SOURCE EMISSIONS	1,590 LBS	R(II / 5.2)
E.O. TO ETHYLENE GLYCOL	77,920 LBS	R(II / 8.6)
ETHYLENE GLYCOL PRODUCED	109,797 LBS	
QUANTITY RELEASED	18,955 LBS	R(II / 8.1)

FOR ETHYLENE GLYCOL :		
ETHYLENE GLYCOL DISCHARGED	0 LBS	R(II / 5.3.1)
ETHYLENE GLYCOL TREATED ON-SITE	0 LBS	R(II / 8.6)
ETHYLENE GLYCOL TO POTW	109,797 LBS	R(II / 6.1A.1)

E.O. USAGE/ 1,000 LBS PRODUCT	555 LBS
E.O. "LOSSES"/ 1,000 LBS PRODUCT	39 LBS

FOR POLYRADS: ASSUME		
ROSIN AMINE MOL. WT.		285
ROSIN AMINE PURITY		94 %
ADJUSTED MOL. WT.		303

POLYRAD 0515	0 * .85 =	0
POLYRAD 0515A	424,860 *.7*.85=	252,792
POLYRAD 0500 =		252,792
POLYRAD 1110	1,019,664 *.90 =	917,698
POLYRAD 1110A	254,916 *.7*.9=	160,597
POLYRAD 1100 =		1,078,295

FOR 0500:::	1 MOLE AMINE + 5 MOLES E.O. = 0500	
	303 + 5(44)	=523
	E.O. = 5(44)/523 * LBS OF 0500 =	106,337 LBS

FOR 1100:::	1 MOLE AMINE + 11 MOLES E.O. = 1100	
	303 + 11(44)	=787
	E.O. = 11(44)/787 * LBS 1100 =	663,144 LBS

FOR SURFACTANTS: ASSUME		
WOOD ROSIN MOL. WT.		302
WOOD ROSIN ACID NO.		160
THEROETICAL ACID NO.		186
WOOD ROSIN PURITY		86 %
ADJUSTED MOL. WT.		351

SURFACTANT AR150	779,640 * 1.0 =	779,640
SURFACTANT AR160	0 * 1.0 =	0

FOR AR150:::	1 MOLE ROSIN + 15 MOLES E.O. = AR150	
	351 + 15(44)	=1011
	E.O. = 15(44) * LBS OF AR150 =	508,964 LBS

FOR AR160:::	1 MOLE ROSIN + 16 MOLES E.O. = AR160	
	351 + 16(44)	= 1055
	E.O. = 16(44) * LBS OF AR160 =	0 LBS

THEROETICAL E.O.	1,278,445 LBS
E.O. "LOSSES"(USAGE-THEORY)	96,875 LBS
E.O. USAGE = LBS OF E.O. / (8.34*.85)	194,008 GALLONS

DAYS OF OPERATION, FROM LOG SHEETS =	365 DAYS
TOTAL E.O. ADDUCTS =	2,110,726 LBS
TYPICAL PRODUCTION = LBS % DAYS =	5,783 LBS/DAY
BASE YR 1993 TYP PROD = 5,470LBS/DAY	
DAYS OPERATION =	365 DAYS

FOR P,V,F			
Pumps/liq=	3	0.0260	0.08 LBS/HR
Valves/liq=	73	0.0038	0.28 LBS/HR

Valves/Vap=	21	*	0.0011	0.02	LBS/HR
Fig&con/liq=	231	*	0.0001	0.03	LBS/HR
Fig&con/Vap=	44	*	0.0001	0.01	LBS/HR
RELIEF =	16	*	0.0980	1.57	LBS/HR

1.98 LBS/HR

ON A CONTINUEOUS BASIS = 17,365 LBS/YR

SINCE WE BLOW THE LINES WE ONLY HAVE
E.O. IN THE P,V,F SERVICE THE ACTUAL
DAYS OF OPERATION = 365 DAYS

THEREFORE P,V,F FUGITIVE EMISSIONS = 17,365 LBS/YR

THEREFORE E.O. TO SCRUBBER = 79,510 LBS/YR

ASSUME SCRUBBER EFFICIENCY = 98.0
E.O. TO ETHLYENE GLYCOL = 77,920 LBS/YR
E.O. VENTED FROM SCRUBBER STACK = 1,590 LBS/YR

ETHYLENE GLYCOL PRODUCED
LBS E.O. * 62/44 = 109,797 LBS/YR

FOR 98 % REMOVAL :

TREATED = 0.98 * 0 LBS = 0 LBS
DISCHARGE= 0 - 0 = 0 LBS
DISCHARGE TO POTW 109,797 LBS

calander year	lbs NH3 usage	lbs 731-D feed	lbs NH3 / M lbs feed	lbs EO usage	lbs product	lbs E.O. / M lbs Prod
87	195,829	1,403,869	139	1,442,191	1,999,020	721
88	231,231	1,999,100	116	1,508,355	2,119,510	712
89	127,840	1,254,044	102	490,301	824,720	595
90	122,926	1,465,446	84	275,339	435,640	632
91	154,160	1,614,772	95	244,077	502,906	485
92	128,821	1,611,607	80	270,067	437,822	617
93	98,645	1,194,184	83	246,553	431,490	571
94	195,096	2,198,972	89	257,031	465,003	553
95	137,304	1,166,265	118	233,440	364,498	640
			#DIV/0!			#DIV/0!
			#DIV/0!			#DIV/0!
			#DIV/0!			#DIV/0!
			#DIV/0!			#DIV/0!
JAN-YTD	15,470	120,822	128	46,820	11,882	3940
FEB-YTD	35,982	198,483	181	65,161	135,082	482
MAR-YTD	35,982	258,169	139	69,076	135,082	511
APR-YTD	60,930	303,856	201	55,699	198,532	281
MAY-YTD	82,436	467,130	176	99,656	228,062	437
JUN-YTD	94,657	575,616	164	119,995	277,902	432
JUL-YTD	110,156	699,975	157	120,145	287,272	418
AUG-YTD	110,156	699,975	157	135,619	329,552	412
SEP-YTD	121,250	928,428	131	158,995	359,192	443
OCT-YTD			#DIV/0!			#DIV/0!
NOV-YTD			#DIV/0!			#DIV/0!
DECYTD			#DIV/0!			#DIV/0!

EPICHLOROHYDRIN

(1999 LDAR UPDATE WITH NON-LEAKING FACTORS)

INPUT

CALANDER YEAR
KYMENE 557H
KYMENE 557LX
KYMENE 736
KYMENE 1022
KYMENE MXC
KYMENE 621
KYMENE 625LX

INPUT

CAPACITY
0 LBS
0 LBS
0 LBS
0 LBS
0
0
0

TOTAL KYMENE **CALC**	121,939,200	LBS
EPI IN 557H	0	LBS
EPI IN 557LX	0	LBS
EPI IN 736	0	LBS
EPI IN 1022	0	LBS
EPI IN MCX	0	
EPI IN 621	0	
EPI IN 625LX	0	
TOTAL EPI **CALC**	5,475,000	LBS
NITROGEN USAGE	9,481	MCF
NITROGEN SWEEP EFFICIENCY	0.2	
(1) PRODUCTION	121,939,200	
PRODUCTION/ACTIVITY INDEX	1.00	
SCRUBBER EFFICIENCY	98.0	% ASSUME

OUTPUT

FIGITIVE EMISSIONS	2,998 LBS/YEAR	R(II / 5.1)
POINT SOURCE EMISSIONS	4,841 LBS/YEAR	R(II / 5.2)
TO WWT	17,493 LBS/YEAR	
WWT VENTING	0 LBS/YEAR	
WWT TO SLUDGE	350 LBS/YEAR	
WWT BIOLOGICAL	2,274 LBS/YEAR	R(II / 8.6)
WWT ADSORB. / INCIN.	0 LBS/YEAR	
WWT EFF. DISCHARGE	0 LBS/YEAR	R(II / 5.3.1)
QUANTITY RELEASED	8,189 LBS/YEAR	R(II / 8.1)
QUANTITY TREAT ON-SITE	2,274 LBS/YEAR	R(II / 8.6)
QUANTITY ON-SITE IMPOUND	350 LBS/YEAR	R(III / 5.5.3)
WWT DISCHARGE TO POTW	14,869 LBS/YEAR	R(II / 8.7)

	WITH COMPLETION OF KYMENE PROJECT, EQUIPMENT UPDATE "DOUBLED"				SOCMI FACTORS (LBS/HR)	
	OLD(1987)	UPDATE1992	LDAR(1995)	LDAR(1999)	AVERAGE NON-LEAKING	
NUMBER PUMPS (+1 AGIT)	1	2	2	4	0.11	0.02600
NUMBER VALVES (LIQ)	13	26	34	49	0.016	0.00380
NUMBER VALVES (VAP)				8		0.00110
NUMBER FLANGES (+CONN)	56	112	222	333	0.0018	0.00013
LBS/HR =	0	1	1	0		
LBS/YEAR =	3,669	7,337	10,193	2,998		

FOR EPI, ASSUME WORST CASE FOR ALL EPI EXCEPT 557LX
 SINCE THE EPI "DROPS IN"
 ASSUME ALL VAPOR SPACE DISPLACEMENT IS EPI

DISPLACEMENT =	EPI* 1GAL/8.34*1.2 * 1FT/7.48GAL =	73,137 FT3
EPI TO SCRUBBER =	EPI* 1MOLE/379FT3 * 92.5LBS/MOLE =	17,850 LBS

FOR 557LX WHICH IS PUMPED IN UNDERNEATH THE LIQUID
 EPI VAPOR PRESSURE = 40 mm Hg
 EPI MOLE FRACTION IN VAPOR, VP/P = 0.0526

LX DISPLACEMENT=	EPI* 1GAL/8.34*1.2 * 1FT/7.48GAL =	0 FT3
EPI TO SCRUBBER =	EPI* 1MOLE/379FT3 * 92.5LBS/MOLE =	0 LBS

TOTAL EPI(FROM RX) TO SCRUBBER = 17,850 LBS

ASSUME 98.0 PERCENT SCRUBBER EFFICIENCY
 EPI IN SCRUBBER WATER TO WWT = 17,493 LBS
 EPI FROM SCRUBBER VENT = 357 LBS

BREATHING LOSSES FROM K-110, 11.5FT DIA, 22FT HT
 BREATHING LOSSES (K-110) = 94 LBS/YR
 BREATHING LOSSES (K-111) = 2 LBS/YR
 BREATHING LOSSES TOTAL = 96

ASSUME NUMBER OF BATCHES IS (LBS PRODUCTION / 107,000 LBS/BATCH)

NUMBER BATCHES = 121,939,200 DIVIDED BY 107,000 = 1,140 BATCHES

FOR 30 SCFM NITROGEN PURGE FOR 30 MINUTES PER BATCH (30*30=900CFM/BATCH)
 TOTAL NITROGEN PURGE = 1,140 * 900 = 1,025,657 CF

NITROGEN LEFT FOR BLANKET OF EPICHLOROHYDRIN AND DETA & HMDA = 8,455,343 CF

ASSUME NITROGEN SPLIT BETWEEN THE TWO SERVICES

THEREFORE NITROGEN IN EPI SERVICE = 4,227,672 = 483 SCFM

Antoine vapor pressure equation for:

$$\text{LOG}(P) = A - (B/(t+C))$$

A =
B =
C = 22 oC

EPICHLOROHYDRIN

NOTE: V.P. for EPI @ 22 oC = 15 mmHg

	T1(Centigrade)		T1(Centigrade)	
	22	72 oF	22	72 oF
	Vap.Press. mm Hg	Par.Press. mm Hg	Vapor Mol. Fr.	Vapor #moles/Hr
Nitrogen		745	0.980	1.3443
EPI	15	15	0.020	0.0271
Total		760.00	1.000	1.3714

	T1(Centigrade)		T1(Centigrade)		Liq. Cond. #/Hr
	22	72 oF	22	72 oF	
	Vap. Press. mm Hg	Vapor Mol. Fr.	Vapor #moles/Hr	Vapor #/Hr	
	745	0.980	1.3443	37.6625	
	15	0.020	0.0271	2.5045	0.0000
Total	760.00	1.000	1.3714	40.1670	0.0000

Epichlorohydrin (% Recovered) = 0.00

% Mol. Wt. (Epichlorohydrin) = 92.53
Mol. Wt. (Nitrogen) = 28.016

Volume of 1 # mole of Nitrogen at Standard Conditions = 359 cuft

EMISSIONS (119 * 8,760 HRS/YR) =

21939 LBS/YEAR

FOR A NITROGEN SWEEP EFFICIENCY OF 0.2

EMISSIONS = 21,939 * 0.2

= 4,388 LBS/YEAR

FUGITIVE EMISSIONS =

2,998 LBS/YR

(FROM LDAR P,V,F "F1236")

PT SOURCE =

4,841 LBS/YR

("D1257" + "D1262" + "H1341")

TO WWT =

17,493 LBS/YR

("E1256")

TOTAL = 25,332 LBS/YEAR

FOR WATERTREATMENT :

BIOLOGICAL STUDIES @ 20 DAY RETENTION FOR UNACCUMULATED ARE :

VOLATILIZED TO ATMOSPHERE = 0 %
PARTIONED TO THE SLUDGE = 6 %
BIOLOGICAL DEGRADED = 53 %

OUR HOLD-UP IS ONLY 1/4 TO 1/5 OF 20 DAY BIOLOGICAL, THEREFORE

VOLATILIZED TO THE AIR = 0 * 1/4 = 0 %

PARTIONED TO THE SLUDGE = 6 * 1/4 = 2 %

BOIOLOGICAL DEGRADED = 53 * 1/4 = 13 %

THEREFORE AVAILABLE OF TREATMENT = 100 - 0 - 2 - 13 = 85 %

FOR APPROXIMATELY 90 % TREATMENT:

TREATMENT = 85 * .90 = 77 %

DISCHARGED = 85 * .10 = 8 %

WASTEWATER TREATMENT (WWT) VENTING = 0 *

17493

LBS/YR =

0 LBS/YEAR

WWT PARTIONED TO THE SLUDGE = .02 *

17493

LBS/YR =

350 LBS/YEAR

WWT BIOLOGICAL TREATMENT = .13 *

17493

LBS/YR =

2274 LBS/YEAR

WWT ADSORBTION OR INCINERATION = .77 *

17493

LBS/YR =

0 LBS/YEAR

WWT EFFLUENT DISCHARGE = .08 *

17493

LBS/YR =

0 LBS/YEAR

WWT DISCHARGED TO POTW =

14,869 LBS/YEAR

AMMONIA

(WITHOUT LDAR COMPONENT UPDATE)

INPUT

INPUT

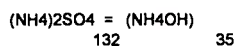
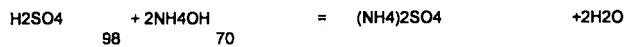
CALANDER YEAR
AMMONIA USAGE
NITRILE PRODUCTION
WASTEWATER FLOW AVERAGE
AVERAGE WASTEWATER pH
pH NORMALITY
I.B. SLUDGE GENERATION RATE

CAPACITY
1,042,440 LBS
8,935,200 LBS OF 731-D FEED
95,268 GPD
10.0
0.00100
4 CU YD/DAY

pH
Normality
9.00 0.00010
9.50 0.00050
10.00 0.00100
10.50 0.00500
11.00 0.01000
11.50 0.05000
12.00 0.10000

OUTPUT			12.50	0.50000
			13	1.00000
NH3 "LOSSES"(USAGE-THEORY)	663,857	LBS		
FUGITIVE EMISSIONS	34,660	LBS		R(II / 5.1)
POINT SOURCE EMISSIONS	8,541	LBS		R(II / 5.2)
NH3 TO (NH4)2SO4 @ 90%, & 10% POTW	620,655	LBS		
AMMONIUM SULFATE PRODUCED	2,168,642	LBS	<?>	25,000LBS
AMMONIA RECYCLE	6,012,989	LBS		R(II / 8.4)
NH3 "LOSSES"/ 1,000 LBS FEED	74.3	LBS/1,000 LBS FEED		
QUANTITY RELEASED	105,710	LBS		R(II / 8.1)
QUANTITY TO POTW	62,066	LBS		R(6.1A.1.)(R8.7)
QUANTITY ON-SITE IMPOUNDMENT	443	LBS		(RII/ 5.5.3)
731-D MOLECULAR WEIGHT	302			
731-D THEROETICAL ACID NUMBER	186			
731-D TYPICAL ACID NUMBER	150			
731-D % PURITY (A.N.)	80.65			
AMMONIATION FINAL A.N.	10			
% CONVERSION (A.N. DROP)	93.33			
ADJUSTED MOL WT	401.23			
THEROETICAL AMMONIA	378,583			
AMMONIA LOSSES	663,857			
NH3 % EXCESS	175.35	%		
AVERAGE FUGITIVE EMISSION FACTORS, EPA-450/3-86-002				
NUMBER PUMPS	3.00	0.11	0.33	
NUMBER VALVES	68.00	0.01	0.82	
NUMBER FLANGES	145.00	0.00	0.26	
RELIEF	4.00	0.23	0.92	
		TOTAL =	2.33	LBS/HR
		=	20,385	LBS/YEAR
FUGITIVE EMISSIONS (P, V, F) =	34,660	LBS/YEAR		
WASTEWATER FLOW	95,268	GPD		
ASSUME pH OF	10.0	0.00100	N	= 0.01700 g/l
NH3 IN WASTEWATER	620,655	LBS		
AVG NH3 LOSS IN WASTEWATER =	1,000	LBS/DAY		
AMMONIUM SULFATE PRODUCED	2,168,642	LBS		
NH3 LIQ 300FT/2"LINE	245	LBS		
NH3 VAP 300FT/1"LINE	1	LBS		
LOSSES/TRUCK UNLOADING	246	LBS/TRUCK		
TOTAL BLEED DOWN	8,541	LBS		
AMMONIA FRESH USAGE	25	SCFM		
AMMONIA RECYCLE USAGE	150	SCFM		
TOTAL USE	175	SCFM		
DAILY USE	11,303	LBS/DAY		
TYPICAL 731-D FEED RATE	15,000	LBS/DAY		
DAYS OPERATION(FEED)	595.68			
DAYS OPERATION(NH3)	645.56			
AVERAGE DAYS OPERATION	620.62	DAYS		
LBS RECYCLE	6,012,989	LBS		

FOR
AQ AMMONIA AT DRESINOL



ASSUME 1 TOTE/YEAR OF 40% ACID USED IN EDUCTOR SCRUBBER

200GAL/TOTE * 1 TOTE/YR * 8.34LB/GAL * 1.4 SP GR * 40(%) * 70/98 = 6,672 LB/YR OF (NH4OH)

FROM FORM R, 10% OF (NH4OH) IS "REPORTABLE" = .10 * 6,672 = 667 LBS/YR

THEREFORE AMMONIA IS $17/35 * 667 = 324$ LB/YR AS AMMONIA PER TOTE OF 40% ACID

NUMBER OF TOTES = 0
AMMONIA TO POTW = 0 LBS/YR (R6.1.A.1.)

FOR
AMMONIUM SULFATE FORMED AT RAD

$620,655 \text{ LBS} * .10(\%) = 62,066 \text{ LBS/YR}$
AMMONIA TO POTW = 62,066 LBS/YR (R6.1.A.1.)

FOR
AMMONIA IN SLUDGE (BASIS = 4 CU YDS PER DAY OF SLUDGE GENERATION)

$180 \text{ MG/L} * 3.785 \text{ L/GAL} * 4 \text{ CUYD/DAY} * 365 \text{ DAY/YR} * 202 \text{ GAL/YD} * 1 \text{ LB/454G} * 1 \text{ G/1000MG} = 443 \text{ LBS/YR}$
AMMONIA SURFACE IMPOUNDMENT (ON-SITE) = 443 LBS/YR

SO2 (Sulfur Dioxide) FUGITIVES @ POLY-PALE

INPUT

CALANDER YEAR	CAPACITY
POLY-PALE PRODUCTION	60,426,480 LBS
MELHI PRODUCTION	2,645,520 LBS
TOTAL PRODUCTION**CALC**	63,072,000 LBS
98% SULFURIC ACID	7,348,712 LBS
HISTORICAL NEUTRALIZATION	0.84 FACTOR
PPM SULFUR IN PPRODUCT	500 PPM
OTHER ALKALINE WASTEWATER	150,000 GPD
AVERAGE pH	~10.5 pH (>10 & <11)
AVERAGE NORMALITY	0.0050 eq/l (for ~ 10.5 pH)
TYPICAL PRODUCTION RATE	120,000 LBS/DAY
DAYS OPERATION**CALC**	526 DAYS
100% CAUSTIC	3,060,540 LBS
T/T WEAK ACID SOLD	0 NUMBER
AVERAGE T/T WEIGHT	42,000 LBS
AVERAGE % ACID STRENGTH	0.40 FRACTION

OUTPUT

	HISTORICAL	ACID BALANCE
FUGITIVE SO2 =	616,290 LBS	1,023,380 LBS
	49 LBS/HR	81.13 LBS/HR
	308 TONS/YEAR	511.69 TONS/YEAR
AT CAPACITY =	615,586 LBS	1,022,211 LBS
	70 LBS/HR	116.69 LBS/HR
	308 TONS/YEAR	511.11 TONS/YEAR
RECYCLED OFF-SITE =	0 LBS/YEAR	
RECYCLED ON-SITE =	6,405,018 LBS/YEAR	

HISTORICAL DATA, ALONG WITH 1990 STUDY, SHOWS 84% OF ACID IS NEUTRALIZED

THEREFORE, 16% IS CONSUMED BY OTHER PLANT ALKALI SOURCES :

(HERCLOR & RAD WASTEWATERS, PRODUCT, SO2 GENERATION...SO2, SO3, H2SO4 MIST, ..., ETC.)

ACID (100%) BASIS =	7,201,738 LBS			
NEUTRALIZED =	0.84	*	7,201,738	= 6,049,460 LBS
THEREFORE: REMAINDER =	7,201,738	-	6,049,460	= 1,152,278 LBS

"EXAMPLE"

ASSUME WW's FOR HERCLOR, RAD, ECT, ARE :

10 pH
0.001 eq/l
150,000 gpd

THEREFORE, LBS NAOH EQUIVALENTS ARE

("example")

(0.040g / 2.2 lbs * 150,000gpd * 8.34 * 365days/yr) / 454g/lb = 18,287 lbs NaOH Eq.

"ACTUAL"

LBS NaOH EQ. (CALC)= 91,433 LBS NAOH EQ.

THEREFORE: H2SO4 NEUTRALIZED = 98/80 * 91,433 LBS EQ = 112,005 LBS

ASSUME : 500 PPM SULFUR IN POLY-PALE AND MELHI @ 63,072,000 LBS PRODUCT

THEREFORE: H2SO4= 98lb/32lb * 500 /1,000,000 * 63,072,000 = 96,579 LBS H2SO4

NUMBER OF TANK TRUCKS OF WEAK ACID SOLD = 0 TRUCKS

AVERAGE TANK TRUCK WEIGHT = 42,000 LBS

AVERAGE ACID CONCENTRATION = 0.40 % (FRACTION)

ACID = 0 * 42,000 * 0.40 = 0 LBS SOLD

THERE IS NO DATA FOR BREAKDOWN OF SO2,SO3,H2SO4 MIST, ETC...

THEREFORE: ASSUME "ALL" GOES TO "SO2"

THEREFORE: SO2 = 64/98 * 943,694 = 616,290 LBS SO2
48.86 LBS/HR
308.14 TONS/YEAR

AT CAPACITY, SO2 = 615,586 LBS SO2
70.27 LBS/HR
307.79 TONS/YEAR

AMOUNT RECYCLED OFF-SITE = NUMBER OF TRUCKS SOLD TO G.P. = 0 LBS/YEAR

AMOUNT RECYCLED ON-SITE = USAGE - AMT SOLD - AMT TO SO2 = 6,405,018 LBS/YEAR

ACID / BASE BALANCE

POLY-PALE ACID (100% BASIS) = + 7,201,738 LBS

ACID NEUTRALIZED WITH CAUSTIC = - 3,749,162 LBS

ACID NEUTRALIZED WITH OTHER eq. = - 1,788,947 LBS

ACID IN MELHI AND POLY-PALE = - 96,579 LBS

ACID SOLD = - 0 LBS

H2SO4 REACTING WITH NH3 LOSSES OF 620,655 LBS

REMAINING ACIDITY = 1,567,050 LBS

THEREFORE: SO2 = 64/98 * 1,567,050 = 1,023,380 LBS SO2
81.13 LBS/HR
511.69 TONS/YEAR

AT CAPACITY, SO2 = 1,022,211 LBS SO2
116.69 LBS/HR
511.11 TONS/YEAR

BIPHENYL 2001

AREA	DOWTHERM(LBS)	NAT GAS(M CF)
AMINE	33,685	4,940
POLYRAD	0	0
DYMEREX	222,228	2,891
KETTLE	169,193	13,484
POLY-PALE	26,200	12,535
P-CYMENE	0	0

TOTAL 451,306 LBS 33,850 MCF

DOWTHERM IS 27 PERCENT BIPHENYL
 BIPHENYL LOSS = .27 * TOTAL = 121,853 LBS (LESS THAN 10,000 LBS ?)
 NO REPORT REQUIRED

NEW PP BOILER DESIGN = $\frac{2.0 \text{ MM BTU/HR VAPOR OUTPUT}}{3.19 \text{ MM BTU/HR BURNER OUTPUT}} = 627$

OLDER BOILERS NOT AS EFFICIENT, USE AVERAGE PERCENT EFF. = .6

THEREFORE VAPOR OUTPUT = .6 * TOTAL (MCF) = 20,310 (MCF EQUIV.)

ASSUME 1.0 MM BTU/MCF
 DOWTHERM ENTHALAPHY @ 620F = 381.5 BTU/LB
 DOWTHERM RECYCLE = 1 MM BTU/MCF * 1 MCF / 381.5 BTU * NO MCF EQUIV.
 = 53,237,221 LBS

BIPHENYL RECYCLE = .27 * DOWTHERM RECYCLE = 14,374,050 LBS

LEAD

LEAD BARS 1/4"	70 LBS			
LEAD BARS 3/8"	44 LBS			
TOTAL BURNING BARS	114 LBS > 100 REPORT I	FUGITIVE EMISSIONS =	0.09 LBS/YEAR	(R5.1, R8.1)
SANDBLASTING SAND	1,000 LBS	RELEASED ONSITE =	0.20 LBS/YEAR	(R5.4 R8.1)
SAND TCLP LEAD	1,142 PPM	TRANSFER OFFSITE =	1.24 LBS/YEAR	(R6.2 R8.1)
TYVEX SUITS	295 LBS	RECYCLED OFFSITE =	0.00 LBS/YEAR	(R8.5)
TYVEX TCLP LEAD	344 PPM	ACTIVITY INDEX =	1.00	
LEAD EMISSION FACTOR	1.5 LB / TON			
LEAD SHEETS	4,960 LBS			

LEAD FUGITIVE EMISSIONS = 1.5 LBS/TON * 0.057 TONS = 0.09 LBS/YEAR

LEAD TYVEX SUITS = 344 PPM * 295 LBS = 0.10 LBS/YEAR

LEAD IN SANDBLAST = 1,142 PPM * 1,000 LBS = 1.14 LBS/YEAR

ASSUME: 1/16" THICKNESS SAW BLADE
 1/8" THICKNESS FOR ALL CUTTINGS, SHEET, PIPE, GASKETS, ETC
 1 LINEAR FOOT OF CUTTING FOR EVERY 10 LBS OF LEAD USED, COMPENSATES FOR THICKER PIPE/GASKETS/ETC.
 $(1/16 * 1/12) * (1/8 * 1/12) * 1 \text{ FT} * 62.4 * 11.95 = 0.04 \text{ LB LEAD / LINEAR FT OF CUTTING}$

LEAD CUTTINGS, ON FLOOR = 4,960 LBS * 0.04 LB/10 LBS = 20.1 LBS/YEAR

ASSUME: VACUUM UP 99 PERCENT OF CUTTINGS

CUTTINGS LOST = 0.20 LBS/YEAR

LEAD RECYCLED = 0 LBS SOLD TO SHEPPER

ACTIVITY INDEX = SAME AS POLY-PALE = 1.00

EQUAT 1	EQUAT 1	EQUAT 1	EQUAT 1	EQUAT 1	EQUAT 1
P/	TK DIA	DAY/NITE	PAINT	SMALL TK	PRODUCT
Pa-P	FT(D)	DLTA T (F)	FACTOR(Fp)	FACTOR(C)	FACTOR(Kc)

0.075	9.4	20	1.4	0.47	1
0.031	1.7	20	1.4	0.08	1
0.031	2.5	20	1.4	0.13	1
0.000	1.7	0	1.4	0.08	1 (OUT OF SERVICE)
0.000	2.5	0	1.4	0.13	1 (OUT OF SERVICE)
0.031	1.7	20	1.4	0.08	1
0.031	2.5	20	1.4	0.13	1
0.031	1.7	20	1.4	0.08	1
0.031	2.5	20	1.4	0.13	1
0.031	1.7	20	1.4	0.08	1
0.031	2.5	20	1.4	0.13	1
0.031	1.7	20	1.4	0.08	1
0.031	2.5	20	1.4	0.13	1
0.043	7.1	20	1.4	0.35	1
0.050	2.0	20	1.4	0.10	0 (NO VENT)
0.043	5.8	20	1.4	0.28	1
0.292	5.0	20	1.4	0.25	1
0.107	9.2	20	1.4	0.47	1
0.075	9.4	20	1.4	0.47	1
0.075	9.4	20	1.4	0.47	1
0.075	3.6	20	1.4	0.16	1
0.075	3.6	20	1.4	0.16	1
4899.000	2.0	20	1.4	0.10	0 (NO VENT)
4899.000	8.0	20	1.3	0.40	1
0.075	3.5	20	1.3	0.18	1
0.075	7.2	20	1.4	0.37	1
0.075	12.0	20	1.0	0.60	1 (ATM VENT)
0.075	12.0	20	1.0	0.60	1 (ATM VENT)
0.075	7.0	20	1.3	0.35	1
0.075	12.0	20	1.0	0.60	1 (ATM VENT)
0.075	12.0	20	1.4	0.60	1 (ATM VENT)
0.075	7.2	20	1.3	0.37	1
0.815	6.3	20	1.4	0.32	1
0.075	7.8	20	1.4	0.40	1
0.075	9.4	20	1.4	0.47	1
0.075	5.0	20	1.4	0.25	1
0.075	9.4	20	1.4	0.47	1
2939.000	6.0	20	1.4	0.30	1 (ATM VENT)
0.075	10.4	20	1.4	0.51	1
0.292	7.5	20	1.4	0.37	1
0.075	2.0	20	1.4	0.10	1
0.815	6.3	20	1.4	0.32	1 (NO VENT)
0.075	16.0	20	1.3	0.76	1 (ATM VENT)
0.043	6.0	20	1.4	0.30	1
0.043	6.0	20	1.4	0.30	1
0.043	6.0	20	1.4	0.30	1

0.000	17	20	1	1	1
0.000	20	20	1	1	1
0.000	4	20	1	0	1
0.000	4	20	1	0	1
0.000	10	20	1	1	1
0.000	14	20	1	1	1
0.000	28	20	1	1	1
0.000	3	20	1	0	1
0.000	16	20	1	1	1
0.000	24	20	1	1	1
0.000	15	20	1	1	1

0.000	11	20	1	1	1
0.000	12	20	1	1	1
0.015	8	20	1	0	1
0.000	10	20	1	1	1
0.006	2	20	1	0	0 (NO VENT)
-1.659	3	20	1	0	0 (NO VENT)
0.006	5	20	1	0	1
0.032	8	20	1	0	1
-1.659	8	20	1	0	1

Fees 01adj#2 uses a different calculation method for scrubber efficiency based upon MACT standards for E.O. and EPI. The implied efficiency in both standards is 98.0 which is in this forms input data, unless otherwise input differently.

FEES

*** INPUT ***

CALANDER YEAR	2002
	*** = No input change
POLY-PALE (LBS)	10,754,657 LBS
MELHI (LBS)	706,745 LBS
TOTAL PRODUCTION **CALC**	11,461,402 LBS
WASTEWATER FLOW (GPM)	30 GPM***
TOLUENE SOLUBILITY (PPM)	570 PPM***
DISPOSAL (LBS)	0 LBS
DISP SOLV. FRACTION	0.00 FRACTION
TOLUENE USAGE (LBS)	353,976 LBS
NITROGEN (MCF) *	25,012 MCF ***
STEAM (MCF)*	32,380 MCF ***
% STEAM, BLOWING LINES	10 %***
MELHI (% TOLUENE)	4.0 %***
PP HEAT TREAT (% TOLUENE)	1.5 %***
POLY-PALE (% TOLUENE)	0.2 %***
NITROGEN SWEEP EFFICIENCY	0.5 DECIMAL***
COMMON VENT COND. TEMP. (I 2001 PRODUCTION	75 deg F*** 9,461,508 LBS
LAB SOLVENT DISPOSAL	16,200 LBS
% TOLUENE	50 %***
OLD PAINT DISPOSAL	0 LBS
% TOLUENE	50 %***

*** OUTPUT ***

	TOLUENE(LBS)	P,V,F / LDAR ADJUSTED
COST SHEET USAGE (LOSSES)	353,976	353,976
TANK BREATHING AND WORKING	29,707	29,707
NITROGEN VENTING/BLOWING	142,554	142,554
WASTEWATER TREATMENT VENTING	4,660	e 4,660
WWT PARTIONED TO SLUDGE	1,295	a 1,295
WWT ADSORBTION/INCINERATION	0	0
WWT DISCHARGE	0	0
POLY-PALE	21,552	b 21,552
MELHI	28,270	c 28,270
P,V,F (LDAR/ADJUSTED BY DIFF)	80,122	d 106,002
TOTAL CALCULATED	328,097	353,976
FUGITIVE BY DIFF = a + b + c + d =	131,239	161,375
DIFFERENCE(COST SHEET-CALC)	25,879	0
WWT DISCHARGE TO POTW =	19,936	19,936
QUANTITY ON-SITE IMPOUNDMENT	404	f 404

TOLUENE SUMMARY FOR: POLY-PALE METAL RESINATES ZEON LAB

Point source	172,261	R(II / 5.2)
Discharge direct	0	R(II / 5.3.1)
WWT Ad/Inc	0	
Venting@WWT	4,660	
Fug(by diff)	156,714	
Total Fug (Fug + wwtVent)	161,375	R(II / 5.1)
Discharge to POTW	19,936	R(II / 6.1A1.)
Total (Pt.Dis,Inc,Vt,Fug)	353,976	
Total (less Inc)	353,976	
Quantity on-site impoundment	404	R(II / 5.5.3)
Quantity Released	334,040	R(II / 8.1)
Treated on-site	0	R(II / 8.6)
Treated off-site	28,036	R(II / 8.7)
activity index	1.21	R(II / 8.9)

98% SULFURIC ACID	1,441,747 LBS (PP+WT)
HISTORICAL NEUTRALIZATION	0.84 FACTOR***
PPM SULFUR IN PPRODUCT	500 PPM***
OTHER ALK. WASTEWATER	150,000 GPD***
AVERAGE pH	~10.5 pH (>10 & <11)
AVERAGE NORMALITY	0.005 eq/l (for ~ 10.5 pH)
TYPICAL PRODUCTION RATE	120,000 LBS/DAY***
DAYS OPERATION**CALC**	96 DAYS
100% CAUSTIC	544,713 LBS (PP+WT)
T/T WEAK ACID SOLD	0 NUMBER
AVERAGE T/T WEIGHT	42,000 LBS
AVERAGE % ACID STRENGTH	0.40 FRACTION***

	HISTORICAL	ACID BALANCE
FUGITIVE SO2 =	63,027 LBS	313,211 LBS
	27.50 LBS/HR	136.64 LBS/HR
	31.51 TONS/YEAR	156.61 TONS/YEAR
AT CAPACITY =	346,443 LBS	1,721,630 LBS
	39.55 LBS/HR	196.53 LBS/HR
	173.22 TONS/YEAR	860.82 TONS/YEAR
RECYCLED OFF-SITE =	0 LBS/YEAR	
RECYCLED ON-SITE =	1,345,236 LBS/YEAR	

LEAD USAGE	
LEAD BARS 1/4"	70 LBS
LEAD BARS 3/16"	44 LBS
TOTAL BURNING BARS	114 LBS >100 REPORT I
SANDBLASTING SAND	1,000 LBS
SAND TCLP LEAD	1,142 PPM
TYVEX SUITS	295 LBS
TYVEX TCLP LEAD	344 PPM
LEAD EMISSION FACTOR	1.5 LB / TON
LEAD SHEETS 1/8"	4,960 LBS
LEAD SHEETS 1/4"	0 LBS
TOTAL SHEETS	4,960 LBS
SOLD TO SHEMPER	0 LBS

FUGITIVE EMISSIONS =	0.09 LBS/YEAR	(R5.1, R8.1)
RELEASED ONSITE =	0.20 LBS/YEAR	(R5.5.4 R8.1)
TRANSFER OFFSITE =	1.24 LBS/YEAR	(R6.2 R8.1)
RECYCLED OFFSITE =	0.00 LBS/YEAR	(R8.5)
ACTIVITY INDEX =	1.21	

E.O. USAGE IN POLYDAD 51,884 LBS
 E.O. USAGE IN E.O.D 30,758 LBS
 TOTAL E.O. USAGE (CALC) 82,642 LBS
 POLYRAD 0515 0 LBS
 POLYRAD 0515A 23,650 LBS
 POLYRAD 1110 73,790 LBS
 POLYRAD 1110A 17,200 LBS
 SURFACTANT AR150 38,245 LBS
 SURFACTANT AR160 0 LBS
 # DAYS OP. (CAN USE NA) 28 DAYS (manual input
 2001 E.O. USAGE 128,154 required in "F132")
 SCRUBBER EFFICIENCY 98.0 % ASSUME***

E.O. "LOSSES"(USAGE-THEORY) 4,249 LBS
 FUGITIVE EMISSIONS 1,127 LBS R(II/5.1)
 POINT SOURCE EMISSIONS 62 LBS R(II/5.2)
 E.O. TO ETHYLENE GLYCOL 3,060 LBS R(II/8.6)
 ETHYLENE GLYCOL PRODUCED 4,312 LBS >25,000LBS 1
 QUANTITY RELEASED 1,189 LBS R(II/8.1)
 ACTIVITY INDEX 0.64 R(II/8.9)
 FOR >25,000LBS :
 ETHYLENE GLYCOL DISCHARGED 0 LBS R(II/5.3.1)
 ETHYLENE GLYCOL TREATED ON-SITE 0 LBS R(II/8.6)
 ETHYLENE GLYCOL TO POTW 4,312 LBS R(II/6.1.A.1)

KYMENE 557H 46,648,810 LBS
 KYMENE 557LX 24,100,813 LBS
 KYMENE 736 1,868,409 LBS
 KYMENE 1022 344,421 LBS
 KYMENE MXC 101,480
 KYMENE 621 351,410
 KYMENE 625LX 47,340
 TOTAL KYMENE **CALC** 73,462,683 LBS
 EPI IN 557H 2,121,156 LBS
 EPI IN 557LX 760,599 LBS
 EPI IN 736 468,099 LBS
 EPI IN 1022 47,718 LBS
 EPI IN MCX 4,330
 EPI IN 621 25,645
 EPI IN 625LX 6,368
 TOTAL EPI **CALC** 3,433,915 LBS
 NITROGEN USAGE 1,688 MCF
 NITROGEN SWEEP EFFICIENCY 0.2
 2001 PRODUCTION 62,497,806 LBS
 SCRUBBER EFFICIENCY 98.0 % ASSUME

FIGITIVE EMISSIONS 2,998 LBS/YEAR R(II/5.1)
 POINT SOURCE EMISSION 828 LBS/YEAR R(II/5.2)
 TO WWT 8,669 LBS/YEAR
 WWT VENTING 0 LBS/YEAR
 WWT TO SLUDGE 173 LBS/YEAR
 WWT BIOLOGICAL 1,127 LBS/YEAR R(II/8.6)
 WWT ADSORB / INCIN. 0 LBS/YEAR
 WWT EFF. DISCHARGE 0 LBS/YEAR R(II/5.3.1)
 QUANTITY RELEASED 4,000 LBS/YEAR R(II/8.1)
 QUANTITY TREAT ON-SITE 1,127 LBS/YEAR R(II/8.6)
 QUANTITY ON-SITE IMPOL 173 LBS/YEAR R(II/5.5.3)
 ACTIVITY INDEX 1.18 R(II/8.9)
 WWT DISCHARGE TO POT 7,369 LBS/YEAR R(II/8.7)

MONTHS WWT FURN OP 0 MONTHS

HISTORICAL DATA ("SAME")
 TOLUENE IN ZEON WWT 0 LBS/YR
 TOLUENE IN I.B. SLUDGE 404 LBS/YR
 AMMONIA IN I.B. SLUDGE 443 LBS/YR
 I.B. SLUDGE GEN. RATE 4 CU YDS/ DAY

ROSIN METLER @ POLY-PALE
 CHEMICAL NAME PEXOIL / LIGHT ENDS
 MOLECULAR WEIGHT 302 lb/mole
 AREA OF SPILL 96 ft2
 VAPOR PRESSURE 0.004450 psia
 TEMPERATURE 266 oF
 WIND SPEED 5 miles/hour
 SHEEN THICKNESS 0.125 inches
 SP. GR. 0.89 decimal
 EST. % RECOVERY 75 %

SHEEN QUANTITY = 7 Gallons spilled
 SHEEN QUANTITY = 56 Lbs spilled
 EST. RECOVERY = 42 Lbs recovered
 (SPILL-RECOVERY) = 14 LBS (NET RELEASE)
 VAPOR GENERATION 0.000100 lbs/sec
 0.0060 lbs/min
 0.36 lbs/hr
 8.6 lbs/day
 3,139 lbs/year
 1.57 tpy

RESIN PRODUCTION 23,458,712 LBS
 PAPER PRODUCTION 164,483,244 LBS
 "ROSIN" HANDLING FACTOR(est) 2 (ie, "DOUBLE" HANDLING)
 NUMBER OF TANKS (est) 30 RESINS
 NUMBER OF TANKS (est) 10 PAPER
 AVERAGE TANK DIAMETER(est) 10 FT
 AVERAGE TANK HEIGHT(est) 20 FT
 AVG. VAPOR SPACE**CALC** 10 FT
 "ROSIN" MOL. WEIGHT 302
 TEMPERATURE 175 oC or = 347 oF (calc)
 VAPOR PRESSURE 0.200 mm Hg or = 0.003868 psi (calc)
 AMBIENT DELTA TEMP. 20 oF

ROSIN PLANT-WIDE VOC = 1.58 TPY
 ROSIN PLANT-WIDE VOC = 4.79 TPY (@ CAI

		TPY	
EPI (Form R-Air "only")	3,827 lbs/yr	PM	7.86
Eth BZ (Form R-Air)	0 lbs/yr	SO2	168.72
Eth GLYCOL(Form R-Air)	0 lbs/yr	NOX	58.31
Eth OXIDE (Form R-Air)	1,189 lbs/yr	CO	18.97
MALEIC ANH (Form R-Air)	0 lbs/yr	VOC*	200.55
TOLUENE (Form R-Air)	333,636 lbs/yr	TRS	0
XLylene (Form R-Air)	0 lbs/yr	LEAD	0
Adipic acid - lbs	4,417,347 lbs/yr	CFC/HCFC	0
Gum rosin/PP-lbs (melter)	4,313,790 lbs/yr	Other	0
Resin flaked/HRA-lbs	9,676,150 lbs/yr	totHAP-voc	169.33
Nat Gas-(Poly-Pale)	12,535 mcf	TH non-voc	0
(Power House)	417,857 mcf		
(HRA)	13,484 mcf	SUM =	444.41 TPY
(Rosin Dist.)	2,891 mcf	2002 FEE RATE =	25.00 \$/TON
(Hydrogen)	0 mcf	TOTAL \$ =	11,110
(RAD)	4,940 mcf		
(Eff. Treatment)	0 mcf	By quarters	2,777.58
2002 Fee Rate =	25.00 \$/TON		
Poly-pale prod	10,754,657 lbs		
SO2 Fugitives @ Poly-Pale	156.61 TPY		
HRA Kettle production	5,371,917 lbs/yr		
HRA Flaked	9,676,150 lbs/yr		
Plt. fug. est. non-HAP VOC	1.58 TPY		
Poly-Pale melter n-H- VOC	3,139 lbs/yr		
Dowtherm-(Poly-Pale)	4,663 lbs/yr	BIPHENYL LOSS = 27*TOTAL=	12,723 LBS
Dowtherm-(HRA)	16,607 lbs/yr		(LESS THAN 10,000 LBS ?)
Dowtherm-(Rosin Dist.)	23,817 lbs/yr		NO REPORT REQUIRED
Dowtherm-(RAD)	2,037 lbs/yr		

* = Reflects Total VOC from the facility including VOC,s that are HAP's

FROM FORM R CALCULATIONS=	"TPY"
EPICHLOROHYDRIN	1.91
ETHYL BENZENE	0.00
ETHYLENE GLYCOL	0.00
ETHYLENE OXIDE	0.59
MALEIC ANHYDRIDE	0.00
TOLUENE	166.82
XYLENE	0.00
total VOC (Form R)	169.33

AMMONIA USAGE @ RAD	107,972 LBS	NH3 "LOSSES"(USAGE-THEORY)	89,761 LBS	= 83.1%	
NITRILE PRODUCTION	429,814 LBS OF 731-D FEED	FUGITIVE EMISSIONS	2,667 LBS		R(II / 5.1)
WASTEWATER FLOW AVG	95,268 GPD	POINT SOURCE EMISSIONS	885 LBS		R(II / 5.2)
AVERAGE WASTEWATER pH	10.0	NH3 TO (NH4)2SO4 @ 90%, & 10% POTV	86,209 LBS		
pH NORMALITY	0.00100	AMMONIUM SULFATE PRODUCED	301,224 LBS	<?> 25,000LBS	
I.B. SLUDGE GENERATE RATE	4 CU YD/DAY	AMMONIA RECYCLE	462,727 LBS		R(II / 8.4)
AQ NH3 AT DRESINOL	0 LBS	NH3 "LOSSES"/ 1,000 LBS FEED	208.8 LBS/1,000 LBS FEED		R(II / 8.1)
H2SO4 TOTES @40% =	0 NUMBER	QUANTITY RELEASED	12,616 LBS		R(6.1A.1.)(R8
		QUANTITY TO POTW	8,621 LBS		(RII/ 5.5.3)
		QUANTITY ON-SITE IMPOUNDMENT	443 LBS		

PARTICULATE MATTER

AC-002 (162) Dust collector @ Kymene

0.93 TPY in 1988(base data) * 4,417,347 lbs = 1.73 TPY (PM)
 2,370,000 lbs used in 1988

AC-004 (-) Gum rosin melted @ Poly-Pale

Based on process weight equation, E = 4.1 * P ^0.67
 E = Particulate emissions in lbs/hour
 P = Process input capacity in tons/hour
 Capacity = 80drs/8hr shift = 2.5 tons/hour
 = 3.27 TPY (PM)

AG-005 (101) Dust collector @ HRA

3.16 TPY in 1988(base data) * 9,676,150 lbs = 1.14 TPY (PM)
 26,840,510 lbs flaked in 1988

A-(Plant) Fuel burning @ PP,PH,HRA,Rosin dist,H2,RAD,Eff

Poly-Pale - 3.2mmBTU/hr heat input
 PM =7.6lb/mmCUFT nat gas = 0.05 tpy 0.05 TPY(PM)
 PM(10)=0lb/mmCUFT nat gas = 0.00 tpy
 SO2 = 0.6lb/mmCUFT nat gas = 0.00 TPY(SO2)
 NOX = 100lb/mmCUFT nat gas = 0.63 TPY(NOX)
 CO = 84lb/mmCUFT nat gas = 0.53 TPY(CO)
 VOC = 5.5lb/mmCUFT nat gas = 0.03 TPY(VOC)

Power House - #5 Boiler = 156mmBTU/hr heat input
 Power House - #6 Boiler = 65mmBTU/hr heat input
 Assume 95% and 5% split of nat gas between #5 and #6 boilers

For #5 Boiler
 PM =7.6lb/mmCUFT nat gas = 1.51 tpy 1.51 TPY(PM)
 PM(10)=0lb/mmCUFT nat gas = 0.00 tpy
 SO2 = 0.6lb/mmCUFT nat gas = 0.12 TPY(SO2)
 NOX =280lb/mmCUFT nat gas = 55.57 TPY(NOX)
 CO = 84lb/mmCUFT nat gas = 16.67 TPY(CO)
 VOC = 5.5lb/mmCUFT nat gas = 1.09 TPY(VOC)

For #6 Boiler
 PM =7.6lb/mmCUFT nat gas = 0.08 tpy 0.08 TPY(PM)
 PM(10)=0lb/mmCUFT nat gas = 0.00 tpy
 SO2 = 0.6lb/mmCUFT nat gas = 0.01 TPY(SO2)
 NOX =100lb/mmCUFT nat gas = 1.04 TPY(NOX)
 CO = 84lb/mmCUFT nat gas = 0.88 TPY(CO)
 VOC = 5.5lb/mmCUFT nat gas = 0.06 TPY(VOC)

Hard Resins - 8.3mmBTU/hr heat input
 PM =7.6lb/mmCUFT nat gas = 0.05 tpy 0.05 TPY(PM)
 PM(10)=0lb/mmCUFT nat gas = 0.00 tpy
 SO2 = 0.6lb/mmCUFT nat gas = 0.00 TPY(SO2)
 NOX = 100lb/mmCUFT nat gas = 0.67 TPY(NOX)
 CO = 84lb/mmCUFT nat gas = 0.57 TPY(CO)
 VOC = 5.5lb/mmCUFT nat gas = 0.04 TPY(VOC)

Rosin Dist - 3.3mmBTU/hr heat input
 PM =7.6lb/mmCUFT nat gas = 0.01 tpy 0.01 TPY(PM)
 PM(10)=0lb/mmCUFT nat gas = 0.00 tpy
 SO2 = 0.6lb/mmCUFT nat gas = 0.00 TPY(SO2)
 NOX = 100lb/mmCUFT nat gas = 0.14 TPY(NOX)
 CO = 84lb/mmCUFT nat gas = 0.12 TPY(CO)
 VOC = 5.5lb/mmCUFT nat gas = 0.01 TPY(VOC)

Hydrogen - 21.0mmBTU/hr heat input
 PM =7.6lb/mmCUFT nat gas = 0.00 tpy 0.00 TPY(PM)
 PM(10)=0lb/mmCUFT nat gas = 0.00 tpy
 SO2 = 0.6lb/mmCUFT nat gas = 0.00 TPY(SO2)
 NOX = 100lb/mmCUFT nat gas = 0.00 TPY(NOX)
 CO = 84lb/mmCUFT nat gas = 0.00 TPY(CO)
 VOC = 5.5lb/mmCUFT nat gas = 0.00 TPY(VOC)

Rosin Amine D - 8.3mmBTU/hr heat input
 PM =7.6lb/mmCUFT nat gas = 0.02 tpy 0.02 TPY(PM)
 PM(10)=0lb/mmCUFT nat gas = 0.00 tpy
 SO2 = 0.6lb/mmCUFT nat gas = 0.00 TPY(SO2)
 NOX = 100lb/mmCUFT nat gas = 0.25 TPY(NOX)
 CO =84lb/mmCUFT nat gas = 0.21 TPY(CO)
 VOC = 5.5lb/mmCUFT nat gas = 0.01 TPY(VOC)

Eff Treatment - 2.95mmBTU/hr heat input
 PM =7.6lb/mmCUFT nat gas = 0.00 tpy 0.00 TPY(PM)
 PM(10)=0lb/mmCUFT nat gas = 0.00 tpy
 SO2 = 0.6lb/mmCUFT nat gas = 0.00 TPY(SO2)
 NOX = 100lb/mmCUFT nat gas = 0.00 TPY(NOX)
 CO = 84lb/mmCUFT nat gas = 0.00 TPY(CO)
 VOC = 5.5lb/mmCUFT nat gas = 0.00 TPY(VOC)

TOTAL PM 7.86 TPY
 TOT SO2 0.14 TPY
 TOT NOX 58.31 TPY
 TOT CO 18.97 TPY
 TOT VOC 1.24 TPY

SO2 FROM 1988 DATA

Poly-Pale east and west vents = 7.2lbs/yr + 7,907lbs/yr = 7,914lbs/yr = 3.96TPY

$$\frac{3.96 \text{ TPY (1988 Base data)}}{21,495,048 \text{ lbs Poly-Pale (1988)}} \cdot 10,754,657 \text{ lbs} = 1.98 \text{ TPY(SO2)}$$

VOC = VOC Assumed to be non-HAP

VOC FROM 1988 DATA

Poly-Pale east and west vents = 1.9lb/hr + 12,147lb/yr = 12,149lb/yr = 6.07 TPY

$$\frac{6.07 \text{ TPY (1988 Base data)}}{21,495,048 \text{ lbs Poly-Pale (1988)}} \cdot 10,754,657 \text{ lbs} = 3.04 \text{ TPY(VOC)}$$

HRA Water scrubber - Kettles/Hot = 98,696lbs/yr = 49.35 TPY

$$\frac{49.35 \text{ TPY (1988 Base data)}}{19,713,604 \text{ lbs Production (1988)}} \cdot 5,371,917 \text{ lbs} = 13.45 \text{ TPY(VOC)}$$

HRA Water scrubber - Flaking/Hot end = 57,378lbs/yr = 28.69 TPY

$$\frac{28.69 \text{ TPY (1988 Base data)}}{26,840,510 \text{ lbs flaked (1988)}} \cdot 9,676,150 \text{ lbs} = 10.34 \text{ TPY(VOC)}$$

Carbon Furnace = 64,269 lbs/yr = 32.14 TPY

$$32.14 \text{ TPY (1988 Base data)} \quad \text{"ASSUME THE SAME"} = 32.14 \text{ TPY(VOC)}$$

"NOTE:: Furnace only ran "X" months :: Therefore subtract (12 - "x") months -32.14

"Rosin" VOC and "Paper Chemicals" VOC "ESTIMATES"

$$\text{From Plant-wide fugitive emission estimates spreadsheet} = 1.58 \text{ TPY(VOC)}$$

Poly-Pale melter fugitives 1.57 TPY(VOC)

TOTAL VOC* = 29.98 TPY(VOC*)

EVAPORATION LOSSES

SOURCE:: Rosin Melter@ Poly-Pale (VP of Pexoil / Light Ends)

*** INPUT ***

CHEMICAL NAME	PEXOIL / LIGHT ENDS
MOLECULAR WEIGHT	302 lb/mole
AREA OF SPILL	96 ft2
VAPOR PRESSURE	0.004450 psia
TEMPERATURE	266 oF
WIND SPEED	5 miles/hour
SHEEN THICKNESS	0.125 inches
SP GR	0.89 decimal
EST. % RECOVERY	75 %

*** OUTPUT ***

SHEEN QUANTITY =	7 Gallons spilled
SHEEN QUANTITY =	56 Lbs spilled
EST. RECOVERY =	42 Lbs recovered
(SPILL-RECOVERY) =	14 LBS (NET RELEASE)
VAPOR GENERATION	0.000100 lbs/sec
	0.0060 lbs/min
	0.36 lbs/hr
	8.6 lbs/day
	3,139 lbs/year

1.57 tpy

$$W = \frac{MKAP}{RT}$$

W = VAPOR GENERATION RATE, lbs/second

M = MOLECULAR WEIGHT OF CHEMICAL

A = AREA OF SPILL, ft²

P = VAPOR PRESSURE, psia,

R = UNIVERSAL GAS CONSTANT, 10.73 psia-ft³/oR-lb mole

T = TEMPERATURE OF LIQUID, oR = oF + 460

K = GAS-PHASE MASS TRANSFER COEFFICIENT, ft/second

$$K = 0.00438 (U)^{0.78} (D / 3.1 \times 10^{-4})^{2/3}$$

D = DIFFUSION COEFFICIENT, ft/second

U = WINDSPEED, miles/hour

IF "D" IS NOT AVAILABLE

$$K = 0.00438 (U)^{0.78} (18/M)^{1/3}$$

ROSIN: FUGITIVE EMISSIONS ESTIMATES-PLANT WIDE

INPUT

CALANDER YEAR	2,002		
RESIN PRODUCTION	23,458,712 LBS		
PAPER PRODUCTION	164,483,244 LBS		
"ROSIN" HANDLING FACTOR(est)	2	(ie," DOUBLE" HANDLING)	
NUMBER OF TANKS (est)	30	RESINS	
NUMBER OF TANKS (est)	10	PAPER	
AVERAGE TANK DIAMETER(est)	10	FT	
AVERAGE TANK HEIGHT(est)	20	FT	
AVG. VAPOR SPACE**CALC**	10	FT	
"ROSIN" MOL. WEIGHT	302		
TEMPERATURE	175 oC	or =	347 oF (calc)
VAPOR PRESSURE	0.200 mm Hg	or =	0.003868 psi (calc)
AMBIENT DELTA TEMP.	20 oF		

* FOR CALCULATIONS: PAINT FACTOR,PRODUCT FACTOR,SMALLTANK FACTOR,TURNOVER FACTOR, ARE IN EQUATIONS

OUTPUT

ROSIN PLANT-WIDE VOC = 1.58 TPY

ROSIN PLANT-WIDE VOC = 4.79 TPY (@ CAPACITY)

FOR ROSIN "VOC" ESTIMATES

ROSIN HANDLING FACTOR = 30 TANKS * 2 = 60

$P / (P_a - P) = P / (14.7 - P) = 0$

PAINT FACTOR = 1

SMALL TK. FACTOR = 1

PRODUCT FACTOR = 1

TANK CAPACITY = 11,750 GALS

ANNUAL THRUPUT = 97,745 GALS/TANK

NO. TURNOVERS = 8

TURNOVER FACTOR = 1

FOR BREATHING LOSSES, L(b),resins = 14 LBS/YR

FOR 60 "TANKS" L(b),resins = 813.94 LBS/YEAR
0.093 LBS/HR

0.41 TPY
 FOR WORKING LOSSES, L(w),resins = 3 LBS/YR
 FOR 60 "TANKS" L(w),resins = 164.44 LBS/YEAR
 0.019 LBS/HR
 0.08 TPY

FOR PAPER "VOC" ESTIMATES

KYMENE = 12.2 % TOTAL SOLIDS
 NEUPHOR = 31.0 % TOTAL SOLIDS
 PARACOL = 12.0 % TOTAL SOLIDS

ASSUME SIMILAR PRODUCTION RATES
 THEREFORE: THE AVERAGE TOTAL SOLIDS = 18 %

ROSIN PRODUCTION FACTOR = 30,264,917 LBS (adjusted for %T.S.)

ROSIN HANDLING FACTOR = 10 TANKS * 2 = 20

ANNUAL THRUPUT = 2,056,041 GALS/TANK

NO. TURNOVERS = 175

TURNOVER FACTOR= 0

FOR BREATHING LOSSES, L(b),paper = 14 LBS/YR

FOR 20 "TANKS" L(b),paper = 271.31 LBS/YEAR
 0.03 LBS/HR
 0.14 TPY

FOR WORKING LOSSES, L(w),paper = 17 LBS/YR

FOR 20 "TANKS" L(w),paper = 334.36 LBS/YEAR
 0.04 LBS/HR
 0.17 TPY

PLANT-WIDE VOC FOR ROSIN L(B) and L(w)

L(total) = L(b),rosin + L(w),rosin + L(b),paper + L(w),paper
 = 0.41 + 0.08 + 0.14 + 0.17

L(total) = 0.79 TPY

ASSUME PLANT-WIDE FUGITIVES (P,V,F) AND STEAM BLOWING SAME AS L(total)

THEREFORE: TOTAL ROSIN VOC= 1.58 TPY

FOR CAPACITY:

RATIO FACTOR = $\frac{61.34 \text{ TPH (@ CAPACITY)}}{20.38 \text{ TPH (1994)}}$ = 3.02

TOLUENE TOTAL

CALANDER YEAR **2,002**

FOR ZEON WASTEWATER:

Assume toluene in wastewater is = 0 Lbs

For WWT solvent distribution :

Biological studies @ 20 day retention for unaccumulated are:

Volatilized to atmosphere = 72%
 Partioned to the sludge = 18%

Our hold-up is only 1/4 to 1/5 of 20 day biological, therefore

Equalization volatilized = .72 * 1/4 = 18%
 Partioned to the sludge = .18 * 1/4 = 5%
 Available for treatment = 100 - 18 - 5 = 77%

For approximately 90% treatment :

Treated = 77 * .9 = 69%
 Discharged = 77 * .1 = 8%

Wastewater treatment (WWT) venting = .18 *	0 lbs =	0 lbs/year
WWT partioned to the sludge = .05 *	0 lbs =	0 lbs/year
WWT adsorbion or incineration = .69 *	0 lbs =	0 lbs/year
WWT effluent discharge = .08 *	0 lbs =	0 lbs/year

WWT discharged to POTW = 0 lbs/year

TOLUENE SUMMARY (POLY-PALE & METAL RESINATES & ZEON)

	<u>Poly-Pale</u>	<u>Met Res</u>	<u>Zeon</u>	<u>TOTAL</u>	
Point source	172,261	0	0	172,261	R(II / 5.2)
Discharge direct	0	0	0	0	R(II / 5.3.1)
WWT Ad/Inc	0	0	0	0	
Venting@WWT	4,660	0	0	4,660	
Fug(by diff)	156,714	0	0	156,714	
Total Fug (Fug + wwtVent)	161,375	0	0	161,375	R(II / 5.1)
Discharge to POTW	19,936	0	0	19,936	
Total(Pt,Dis,Inc,Vt,Fug)	353,976	0	0	353,976	
Total(less Inc)	353,976	0	0	353,976	
Quantity on-site impoundment	404	0	0	404	R(III/ 5.5.3)
Quantity Released	334,040	0	0	334,040	R(II / 8.1)
Treated on-site	0	0	0	0	R(II / 8.6)
Treated off-site	28,036	0	0	28,036	R(II / 8.7)

	<u>Ethyl Benz.</u>	<u>Xylene</u>
Point source	0 R(II / 5.2)	0
Discharge	0 R(II / 5.3.1)	0
WWT Ad/Inc	0	0
Venting@WWT	0	0
Fug(by diff)	0	0
Total(Fug + Vent)	0 R(II / 5.1)	0
Total(Pt,Dis,Inc,Vt,Fug)	0	0
Total(less Inc)	0 R(II / 8.1)	0
Recycled on-site	0 R(II / 8.4)	0
Treated on-site	0 R(II / 8.6)	0
Treated off-site	0 R(II / 6.2.1)	0

INPUT

CALENDAR YEAR	2.002
POLY-PALE (LBS)	10,754,657
MELHI (LBS)	706,745
TOTAL PRODUCTION **CALC**	11,461,402
WASTEWATER FLOW (GPM)	30
TOLUENE SOLUBILITY (PPM)	570
DISPOSAL (LBS)	0
DISP. SOLV FRACTION	0.00
TOLUENE USAGE (LBS)	353,976
NITROGEN (MCF) *	25,012
STEAM (MCF)*	32,380
% STEAM, BLOWING LINES	10
MELHI (% TOLUENE)	4.0
PP HEAT TREAT (% TOLUENE)	1.5
POLY-PALE (% TOLUENE)	0.2
NITROGEN SWEEP EFFICIENCY	0.5
COMMON VENT COND. TEMP. (I)	75

*** OUTPUT ***	TOLUENE(LBS)		P,V,F / LDAR ADJUSTED	
COST SHEET USAGE (LOSSES)	353,976		353,976	
TANK BREATHING AND WORKING	29,707		29,707	R5.2
NITROGEN VENTING/BLOWING	142,554		142,554	R5.2
WASTEWATER TREATMENT VENTING	4,660	e	4,660	
WWT PARTIONED TO SLUDGE	1,295	a	1,295	
WWT ADSORPTION/INCINERATION	0		0	
WWT DISCHARGE	0		0	
POLY-PALE	21,552	b	21,552	
MELHI	28,270	c	28,270	
P,V,F (LDAR/ADJUSTED BY DIFF)	80,122	d	106,002	
TOTAL CALCULATED	328,097		353,976	
FUGITIVE BY DIFFERENCE = a+b+c+d+e-f =	131,239		161,375	
DIFFERENCE(COST SHEET-CALC)	25,879		0	
WWT DISCHARGED TO POTW =	19,936		19,936	R6.1.A1 , R8.7
QUANTITY ON-SITE IMPOUNDMENT	404	f	404	R5.5.3
SOLVENT LOSSES =	30.9 LBS/ 1,000 LBS PRODUCTION (COST SHEET)			
SOLVENT LOSSES =	28.6 LBS/ 1,000 LBS PRODUCTION(CALCULATED)			
SOLVENT LOSSES =	2.1 % COST SHEET LOSSES/TOTAL USAGE			
SOLVENT LOSSES =	1.9 % CALCULATED USAGE/TOTAL USAGE			
SOLVENT RECYC	11,107,426 LBS/YEAR			
POINT SOURCE :	172,261 LBS/YEAR			

* NOTE: Must calculate each Antoine V P equation below
Must calc Kc and C for thruput and small tank dia

LBS TOLUENE IN MELHI FROM T-108 =	4 % *	706,745 =	28,270 LBS
LBS TOLUENE TO HEAT TREATMENT =	2 % *	10,918,434 =	163,777 LBS
LBS TOLUENE IN POLY-PALE =	0 % *	10,776,209 =	21,552 LBS

FOR: PUMPS, VALVES, FLANGES, ASSUME

	NUMBER	FACTOR	RATE
PUMPS	17	0.1100	1.8700
VALVES	111	0.0160	1.7760
FLANGES	1,928	0.0018	3.4704
AGITATORS	8	0.1100	0.8800
MAGNITROLS	5	0.2300	1.1500
TOTAL =			9.15 LBS/HOUR

FUGITIVE EMISSIONS (P,V,F) = 8,760 * 9.15 = 80,122 LBS/YEAR

FOR THE SUMP:

FOR SUMP ASSL 43,200 GALLONS/DAY WASTEWATER FLOWRATE

ASSUME 570 PPM TOLUENE SOLUBILITY
 LBS/DAY = $43.200 \cdot 0.0000834 \cdot 570$ PPM = 205.4 LBS/DAY
 ASSUME (10% EXCESS) FOR SPILLS, UPSETS, FLOWS, ETC. = 225.9 LBS/DAY
 ESTIMATE DAYS OPERATION = $11,461,402 \cdot 100,000$ LBS/DAY = 115 DAYS
 LBS/YEAR = 226 LBS/DAY * 115 DAYS = 25,891 LBS/YEAR

WASTEWATER TREATMENT SOLVENT DISTRIBUTION

BIOLOGICAL STUDIES @ 20 DAY RETENTION FOR UNACCUMULATED ARE

VOLATILIZED TO ATMOSPHERE = 72 %
 PARTIONED TO SLUDGE = 18 %

OUR HOLD-UP IS ONLY 1/4 TO 1/5 OF 20 DAY BIOLOGICAL, THEREFORE

EQUALIZATION VOLATILIZED = $.72 \cdot 1/4 = 18$ %
 PARTIONED TO SLUDGE = $.18 \cdot 1/4 = 5$ %
 AVAILABLE FOR TREATMENT = $100 - 23 = 77$ %

FOR APPROXIMATELY 90 % TREATMENT.
 TREATED = $.77 \cdot .90 = 69$ %
 DISCHARGED = $.77 \cdot .10 = 8$ %

FOR NO CARBON ADSORPTION, TREATED GOES TO ZERO BELOW

WASTEWATER TREATMENT (WWT) VENTING	25,891 LBS/YR =	4,660 LBS/YEAR
WWT PARTIONED TO SLUDGE = .05 *	25,891 LBS/YR =	1,295 LBS/YEAR
WWT ADSORPTION OR INCINERATION = .69 *	25,891 LBS/YR =	0 LBS/YEAR
WWT DISCHARGED DIRECT = .08 *	25,891 LBS/YR =	0 LBS/YEAR
WWT DISCHARGED TO POTW =		19,936 LBS/YEAR

VOC EMISSIONS - FIXED ROOF TANKS (TOLUENE)

TOTAL LOSS	EQUAT1 BREATHING LOSS	EQUAT2 WORKING LOSS	MOL-WT Mv	EQUAT2 MULTIPLY	TVP	EQUAT 2 Kn	EQUAT2 ANNUAL THRUPUT	EQUAT2 TANK CAPACITY	EQUAT2 TURNOVER PER YR	EQUAT1 AVG VAPOR SPACE
---------------	-----------------------------	---------------------------	--------------	--------------------	-----	---------------	-----------------------------	----------------------------	------------------------------	------------------------------

TANK NO.	LBS/YR	LBS/YR	LBS/YR	FACTOR			GAL/YR	GAL/YR	N	HT (FT)	
T-3 FD SOLN	1,751	81	1,670	92.13	0.000024	1.025	0.250	2,947,218	2,055	1434	2.50
T-7 #1 SEP	398	0	398	92.13		0.440	0.250	1,637,343	52	31487	1.00
T-8 #1 POLYZ	399	1	398	92.13		0.440	0.250	1,637,343	130	12595	1.00
T-9 #2 SEP	0	0	0	92.13	OUT	0.000	1.000	0	52	0	1.00
T-10 #2 POLYZ	0	0	0	92.13	OUT	0.000	1.000	0	130	0	1.00
T-11 #3 SEP	398	0	398	92.13		0.440	0.250	1,637,343	52	31487	1.00
T-12 #3 POLYZ	399	1	398	92.13		0.440	0.250	1,637,343	130	12595	1.00
T-13 #5 SEP	398	0	398	92.13		0.440	0.250	1,637,343	52	31487	1.00
T-14 #5 POLYZ	399	1	398	92.13		0.440	0.250	1,637,343	130	12595	1.00
T-15 #6 SEP	398	0	398	92.13		0.440	0.250	1,637,343	52	31487	1.00
T-16 #6 POLYZ	399	1	398	92.13		0.440	0.250	1,637,343	130	12595	1.00
T-17 #4 SEP	398	0	398	92.13		0.440	0.250	1,637,343	52	31487	1.00
T-18 #4 POLYZ	399	1	398	92.13		0.440	0.250	1,637,343	130	12595	1.00
T-21 PZD SOLN	1,057	25	1,032	92.13		0.600	0.250	3,110,952	1,200	2592	2.50
T-22 PZD SEP	0	0	0	92.13	NO VENT	0.700	0.250	155,548	400	389	1.20
T-23 PZD SURGE	994	14	980	92.13		0.600	0.250	2,955,404	700	4222	2.40
T-24 HYZ SOLN	8,610	46	8,564	92.13		3.320	0.250	4,666,428	1,175	3971	4.00
T-25 WASH TK	4,606	44	4,563	92.13		1.420	0.250	5,812,568	4,170	1394	0.50
T-26 WASHD SOI	2,725	81	2,644	92.13		1.025	0.250	4,666,428	2,060	2265	2.50
T-27 EVAP FD	2,725	81	2,644	92.13		1.025	0.250	4,666,428	2,060	2265	2.50
T-30 1ST PP EV	2,649	5	2,644	92.13		1.025	0.250	4,666,428	420	11111	2.00
T-31 2ND PP EV	979	5	974	92.13		1.025	0.250	1,719,210	420	4093	2.00
T-36 PEXOIL/TOL	0	0	0	92.13	NO VENT	14.697	0.700	7,409	190	39	1.00
T-40 PEX/TOL ST	189,658	189,041	617	92.13		14.697	1.000	18,993	9,050	2	10.00
T-48 1ST MEL EV	89	6	83	92.13		1.025	0.250	147,361	505	292	3.00
T-71 MEL SOLN	235	51	184	92.13		1.025	0.550	147,361	2,700	55	4.00
T-80 40%ACD/TO	479	229	250	92.13	ATM VENT	1.025	1.000	110,521	20,000	6	10
T-81 40%ACD/TO	479	229	250	92.13	ATM VENT	1.025	1.000	110,521	20,000	6	10
T-83 DEC SEP	354	54	301	92.13		1.025	0.360	368,402	3,450	107	6.00
T-84 40% AC/TOL	705	204	501	92.13	ATM VENT	1.025	1.000	221,041	17,000	13	8.00
T-85 FR TOL STC	358	247	111	92.13	ATM VENT	1.025	1.000	49,120	13,600	4	6.00
T-86 REC TOL	223	52	171	92.13		1.025	0.660	114,614	2,700	42	4.50
T-88 PP HYDRO	5,498	122	5,376	92.13		6.600	0.250	1,473,609	1,400	1053	2.00
T-93 SLG DEC	272	55	217	92.13		1.025	0.260	368,402	1,700	217	3.00
T-99 H2O/TOL SE	962	81	881	92.13		1.025	0.250	1,555,476	2,065	753	2.50
T-101 MEL ACCU	141	16	125	92.13		1.025	0.750	73,680	1,050	70	3.00
T-105 TOL FD M	962	81	881	92.13		1.025	0.250	1,555,476	2,065	753	2.50
T-108 MEL BLND	29,132	28,007	1,125	92.13	ATM VENT	14.695	0.470	73,680	1,070	69	2.00
T-116 H2O/TOL S	2,517	105	2,412	92.13		1.025	0.250	4,257,092	3,500	1216	2.50
T-117 WASH FEE	8,683	119	8,564	92.13		3.320	0.250	4,666,428	2,400	1944	3.00
T-124 2ND MEL E	47	1	46	92.13		1.025	0.250	81,867	71	1153	1.00
T-131 PP HYDRO	5,498	122	5,376	92.13	NO VENT	6.600	0.250	1,473,609	1,400	1053	2.00
T-139 SUMP	5,491	412	5,079	92.13	ATM VENT	1.025	0.250	8,964,454	2,500	3586	4.30
T-201 RX #7	990	10	980	92.13		0.600	0.250	2,955,404	1,500	1970	1.00
T-202 RX #8	990	10	980	92.13		0.600	0.250	2,955,404	1,500	1970	1.00
T-203 RX #9	990	10	980	92.13		0.600	0.250	2,955,404	1,500	1970	1.00
TOTAL (LBS/YR)	284,840	219,648	65,192					86,445,373	128,668	672	

(ROSIN)

P-59 ROSIN STG	34	34	0	302		0	1	98,835	10,278	10	4.00
T-20 ROSIN FEE	58	58	0	302		0	0	1,174,961	17,167	68	4.50
T-33 ROSIN/DOW	1	1	0	604		0	0	1,244,076	730	1704	4.00
T-34 R SPG TAN	1	1	0	604		0	0	1,244,076	730	1704	4.00
T-106 MELHI STC	21	21	0	604		0	1	62,204	10,310	6	6.00
T-119 GUM STG	29	29	0	302		0	1	362,856	21,000	17	7.00
T-120 ROSIN STC	173	173	0	302		0	1	1,174,961	125,000	9	12.00
T-129 PP SURGE	0	0	0	604		0	0	1,105,846	240	4608	2.00
T-130 SCRAP RO	43	43	0	302		0	1	15,551	32,200	0	8.00
T-132 PP STG TK	232	232	0	604		0	1	1,105,846	82,000	13	10.00
T-133 GUM STG	41	41	0	302		0	1	362,856	31,200	12	10.00
TOTAL (LBS/YR)	634	634	0					7,952,067	330,855	24	

(OTHER)

T-77 98% H2SO4	5	5	0	98		0	1	22,808	10,170	2	6.00
T-78 98% H2SO4	7	7	0	98		0	1	22,808	12,750	2	6.00
T-96 25% NAOH	13	13	0	40		0	1	208,791	9,395	22	12.50
T-100 98% H2SO	5	5	0	98		0	1	22,808	8,300	3	6.00
T-134 DOW CAT	0	0	0	166		0	0	1,382,307	75	18431	2.30
T-135 DOW FLAS	#NUM!	#NUM!	0	166		37	0	37,322,293	350	106635	4.70
T-136 DOW STO	8	8	0	166		0	1	691	1,100	1	6.70
T-137 SER WATE	4	4	0	18		0	0	15,205,379	4,000	3801	1.00
T-138 DOW BLO	#NUM!	#NUM!	0	166		37	1	0	1,100	0	2.50

T-3 FD SOLN	48.3	905									
T-7 #1 SEP	0.0	398									
T-8 #1 POLYZ	0.0	399									
T-9 #2 SEP	0.0	0	OUT								
T-10 #2 POLYZ	0.0	0	OUT								
T-11 #3 SEP	0.0	398									
T-12 #3 POLYZ	0.0	399									

NOTE: FOR VOC CALCULATIONS, MUST MANUALLY INPUT Kc AND C FOR THE THRUPT TURNOVERS(Kc) AND SMALL TANK DIAMETER(C)

TURNOVER FACTOR	SMALL TANK DIAMETER FACTOR
TURNOVERS	DIA(FT) C
<35	1
	1FT
	0.05

T-13 #5 SEP	0.0	398	40	1	2FT	0.10
T-14 #5 POLYZ	0.0	399	45	1	3FT	0.15
T-15 #6 SEP	0.0	398	50	1	5FT	0.25
T-16 #6 POLYZ	0.0	399	60	1	7.5FT	0.40
T-17 #4 SEP	0.0	398	75	1	10FT	0.50
T-18 #4 POLYZ	0.0	399	100	0	12.5FT	0.65
T-21 PZD SOLN	8.5	967	150	0	15FT	0.75
T-22 PZD SEP	100.0	0	NO VENT	0	17.5FT	0.85
T-23 PZD SURGE	8.5	910	250	0	20FT	0.90
T-24 HYZ SOLN	86.7	1,145	300	0	25FT	0.95
T-25 WASH TK	65.8	1,575	400	0	30FT	1.00
T-26 WASHD SOI	48.3	1,409				
T-27 EVAP FD	48.3	1,409				
T-30 1ST PP EV	48.3	1,369				
T-31 2ND PP EV	48.3	506				
T-36 PEXOIL/TOL	100.0	0	NO VENT			
T-40 PEX/TOL ST	99.4	1,138				
T-48 1ST MEL EV	48.3	46				
T-71 MEL SOLN	48.3	121				
T-80 40%ACD/TOL		479	ATM VENT			
T-81 40%ACD/TOL		479	ATM VENT			
T-83 DEC SEP	48.3	183				
T-84 40% AC/TOL		705	ATM VENT			
T-85 FR TOL STG		358	ATM VENT			
T-86 REC TOL	48.3	115				
T-88 PP HYDRO	100.0	0				
T-93 SLG DEC	48.3	141				
T-99 H2O/TOL SE	48.3	498				
T-101 MEL ACCU	48.3	73				
T-105 TOL FD M ^x	48.3	498				
T-108 MEL BLND	100.0	0	ATM VENT *			
T-116 H2O/TOL S	48.3	1,301				
T-117 WASH FEE	86.7	1,155				
T-124 2ND MEL E	48.3	24				
T-131 PP HYDRO	100.0	0	NO VENT			
T-139 SUMP		5,491	ATM VENT			
T-201 RX #7	8.5	906				
T-202 RX #8	8.5	906				
T-203 RX #9	8.5	906				
TOTAL		29,707				

NOTE: *EMISSIONS IN T-108 ARE SHOWN IN FINISHED PRODUCT MELHI.

TOTAL TANKAGE CAPACITY =	128,668	GALLONS			
TOTAL NITROGEN USAGE =	2,855	SCFH			
FOR BREATHING DISPLACEMENT	$\frac{P_1 V_1}{T_1} = \frac{P_2 V_2}{T_2}$				
AVERAGE DAY TEMPERATURE(T1)	76.3	DEG F.			
AVERAGE NIGHT TEMPERATURE(T2)	52.9	DEG F.			
FOR NIGHT VOLUME(V2) =	128,668	GALLONS OR	17,202	CU FT	
THE DAY VOLUME(V1) =	134,538	GALLONS OR	17,986	CU FT	
BREATHING DISPLACEMENT	785	FT3/DAY			
=	286,447	FT3/YEAR OR	33	SCFH	
FOR WORKING DISPLACEMENT	86445373	GALLONS			
=	11,556,868	FT3/YEAR OR	1319	SCFH	
TOTAL DISPLACEMENT	286,447	FT3/YR +	11,556,868	FT3/YR	
=	11,843,316	FT3/YEAR			
=	1,352	SCFH			
NITROGEN VENT (MAX) =	2,855	SCFH -	1,352	SCFH = 1,503	SCFH
	2,832	SCFH (SEE NOTE BELOW)			

NOTE: FOR POLY-PALE, PRODUCTION IS CONTINUOUS/STEADY-STATE/LEVEL CONTROL

THEREFORE, BATCH VOLUMETRIC DISPLACEMENT IS MINIMAL, (EMPTY TANKS EACH RUN)

ASSUME; TANKAGE VOLUMETRIC DISPLACEMENT (12 TIMES A YEAR) IS ACTUAL DISPLACEMENT

TANKAGE VOLUME	128,668	GALLONS =	17,202	CU FT		
VOLUME DISPLACEMENT	17,202	CU FT * 12 TIMES/YR %	8,760	HRS/YR = 24	SCFH	
THEREFORE, MAXIMUM VENTILATION	2,855	SCFH -	24	SCFH =	2,832	SCFH

FOR NITROGEN DISTRIBUTION BASED ON THROUGHPUT AND BREATHING VOLUME
CONDENSER EXIT TEMPERATURE 75.0 DEG F = 23.9 DEG C
"cond. Exit temp. = cell C29"

NOTE: MUST MANUALLY ADJUST "COND. TEMP." FOR TANKS THAT VENT TO ATMOSPHERE

ANTOINE EMISSIONS 97 SCFH AND 100.0 DEG F OR 37.8 DEG C

EQUAL = 7,990 LBS/YEAR

TABLE BELOW BREAKS DOWN THE TOTAL ANTOINE EMISSIONS INTO INDIVIDUAL TANKS
(IT HAS TO BE CALCULATED FOR EACH INDIVIDUAL TANK NITROGEN FLOW)

TANK NO.	ANNUAL THRUPUT GAL/YR	TANK BREATHING GAL/YR	TOTAL GALS/YR	NITROGEN SCFH	TEMP DEG F	ANTOINE EMISSIONS LBS/YEAR
T-3 FD SOLN	2,947,218	701	2,947,919	97	100	7,990
T-7 #1 SEP	1,637,343	18	1,637,361	54	70	4,448
T-8 #1 POLYZ	1,637,343	44	1,637,388	54	70	4,448
T-9 #2 SEP	0	18	18	0	MTY	0 OUT
T-10 #2 POLYZ	0	44	44	0	MTY	0 OUT
T-11 #3 SEP	1,637,343	18	1,637,361	54	70	4,448
T-12 #3 POLYZ	1,637,343	44	1,637,388	54	70	4,448
T-13 #5 SEP	1,637,343	18	1,637,361	54	70	4,448
T-14 #5 POLYZ	1,637,343	44	1,637,388	54	70	4,448
T-15 #6 SEP	1,637,343	18	1,637,361	54	70	4,448
T-16 #6 POLYZ	1,637,343	44	1,637,388	54	70	4,448
T-17 #4 SEP	1,637,343	18	1,637,361	54	70	4,448
T-18 #4 POLYZ	1,637,343	44	1,637,388	54	70	4,448
T-21 PZD SOLN	3,110,952	410	3,111,361	102	80	8,402
T-22 PZD SEP	155,548	137	155,684	5	85	0 NO VENT
T-23 PZD SURGE	2,955,404	239	2,955,643	97	80	7,990
T-24 HYZ SOLN	4,666,428	401	4,666,829	153	150	12,603
T-25 WASH TK	5,812,568	1,423	5,813,991	190	115	15,650
T-26 WASHD SOI	4,666,428	703	4,667,131	153	100	12,603
T-27 EVAP FD	4,666,428	703	4,667,131	153	100	12,603
T-30 1ST PP EV	4,666,428	143	4,666,571	153	100	12,603
T-31 2ND PP EV	1,719,210	143	1,719,354	56	100	4,613
T-36 PEXOIL/TOL	7,409	65	7,474	0	222	0 NO VENT
T-40 PEX/TOL ST	18,993	3,088	22,082	1	222	82
T-48 1ST MEL EV	147,361	172	147,533	5	100	412
T-71 MEL SOLN	147,361	921	148,282	5	100	412
T-80 40%ACD/TO	110,521	6,825	117,346	4	100	680 ATM VENT
T-81 40%ACD/TO	110,521	6,825	117,346	4	100	680 ATM VENT
T-83 DEC SEP	368,402	1,177	369,580	12	100	988
T-84 40% AC/TOL	221,041	5,801	226,843	7	100	1,189 ATM VENT
T-85 FR TOL STC	49,120	4,641	53,761	2	100	340 ATM VENT
T-86 REC TOL	114,614	921	115,535	4	100	329
T-88 PP HYDRO	1,473,609	478	1,474,087	48	185	3,954
T-93 SLG DEC	368,402	580	368,982	12	100	988
T-99 H2O/TOL SE	1,555,476	705	1,556,181	51	100	4,201
T-101 MEL ACCU	73,680	358	74,039	2	100	165
T-105 TOL FD M _X	1,555,476	705	1,556,181	51	100	4,201
T-108 MEL BLND	73,680	365	74,046	2	222	28,733 ATM VENT
T-116 H2O/TOL S	4,257,092	1,194	4,258,287	139	100	11,450
T-117 WASH FEE	4,666,428	819	4,667,247	153	150	12,603
T-124 2ND MEL E	81,867	24	81,891	3	100	247
T-131 PP HYDRO	1,473,609	478	1,474,087	48	185	0 NO VENT
T-139 SUMP	8,964,454	853	8,965,307	294	100	49,947 ATM VENT
T-201 RX #7	2,955,404	512	2,955,916	97	80	7,990
T-202 RX #8	2,955,404	512	2,955,916	97	80	7,990
T-203 RX #9	2,955,404	512	2,955,916	97	80	7,990
TOTAL (LBS/YR)	86,445,373	43,909	86,489,282	2832		285,108
FOR		0.5 % NITROGEN SWEEP EFFICIENCY =				142,554

Antoine vapor pressure equation for:

$$\text{LOG}(P) = A - (B/(t+C))$$

A = 7
B = 1345
C = 219 oC

TOLUENE

Nitrogen = 97 SCFH = 0.270 #moles/Hr

T1(Centigrade)
37.8

100.0 oF

T1(Centigrade)
23.9

75.0 oF

	Vap Press. mm Hg	Par. Press. mm Hg	Vapor Mol. Fr.	Vapor #moles/Hr	Vap. Press. mm Hg	Vapor Mol. Fr.	Vapor #moles/Hr	Vapor #/Hr	Liq. Cond. #/Hr
Nitrogen		707	0.930	0.2702	733	0.965	0.2702	7.5698	
Toluene	53	53	0.070	0.0204	27	0.035	0.0099	0.9121	0.9691
Total		760.00	1.000	0.2906	760.00	1.000	0.2801	8.4819	0.9691

Toluene (% Recovered) = 51.51 %
Mol. Wt. (Toluene) = 92.134
Mol. Wt. (Nitrogen) = 28.016
Volume of 1 # mole of Nitrogen at Standard Conditions = 359 cuft

EMISSIONS (11178 * 8,760 HRS/YR) = 7,990 LBS/YEAR

ASSUME HYDROLYSIS TOTAL SOLIDS IS 40 % AVERAGE (60% TOLUENE)

THEREFORE, TOLUENE USAGE 17,192,103 LBS

PERCENT SOLVENT LOSSES = 2.06 % (BASED ON COST SHEET LOSSES AND TOTAL USAGE)
PERCENT SOLVENT LOSSES = 1.91 % (BASED ON CALCULATED LOSSES AND TOTAL USAGE)

FOR SOLVENT RECYCLE ASSUME SOLUTION IS 50 % TOTAL SOLIDS

THEREFORE SOLVENT IN SOLU 11,461,402 LBS

SOLVENT RECYC 11,461,402 LBS LESS THE "LOSSES" (353,976 LBS) = 11,107,426 LBS/YEAR RECYCLED

164 MG/L * 3.785 L/GAL * 4 CUYD/DAY * 365 DAY/YR * 202 GAL/YD * 1 LB/454G * 1G/1000MG = 404 LBS/YR

TOLUENE SURFACE IMPOUNDMENT (ON-SITE) = 404 LBS/YR

ETHYLENE OXIDE

With 1999 LDAR update for NON-LEAKING factors

INPUT	**INPUT**
CALANDER YEAR	2,002
E.O. USAGE IN POLYDAD	51,884 LBS
E.O. USAGE IN E.O.D.	30,758 LBS
TOTAL E.O. USAGE (CALC)	82,642 LBS
POLYRAD 0515	0 LBS
POLYRAD 0515A	23,650 LBS

POLYRAD 1110	73,790 LBS
POLYRAD 1110A	17,200 LBS
SURFACTANT AR150	38,245 LBS
SURFACTANT AR160	0 LBS
# DAYS OPERATION (CAN USE NA)	28 DAYS (manual input required "F132")
SCRUBBER EFFICIENCY	98.0 % ASSUME

OUTPUT	*OUTPUT*	
E.O. "LOSSES"(USAGE-THEORY)	4,249 LBS	
FUGITIVE EMISSIONS	1,127 LBS	R(II / 5.1)
POINT SOURCE EMISSIONS	62 LBS	R(II / 5.2)
E.O. TO ETHYLENE GLYCOL	3,060 LBS	R(II / 8.6)
ETHYLENE GLYCOL PRODUCED	4,312 LBS	
QUANTITY RELEASED	1,189 LBS	R(II / 8.1)

FOR ETHYLENE GLYCOL :		
ETHYLENE GLYCOL DISCHARGED	0 LBS	R(II / 5.3.1)
ETHYLENE GLYCOL TREATED ON-SITE	0 LBS	R(II/8.6)
ETHYLENE GLYCOL TO POTW	4,312 LBS	R(II/6.1A.1)

E.O. USAGE/ 1,000 LBS PRODUCT	541 LBS
E.O. "LOSSES"/ 1,000 LBS PRODUCT	28 LBS

FOR POLYRADS: ASSUME	
ROSIN AMINE MOL. WT.	285
ROSIN AMINE PURITY	94 %
ADJUSTED MOL. WT.	303

POLYRAD 0515	0 * .85 =	0
POLYRAD 0515A	23,650 *.7*.85=	14,072
POLYRAD 0500 =		14,072
POLYRAD 1110	73,790 *.90 =	66,411
POLYRAD 1110A	17,200 *.7*.9=	10,836
POLYRAD 1100 =		77,247

FOR 0500::	1 MOLE AMINE + 5 MOLES E.O. = 0500	
	303 + 5(44)	=523
	E.O. = 5(44)/523 * LBS OF 0500 =	5,919 LBS

FOR 1100::	1 MOLE AMINE + 11 MOLES E.O. = 1100	
	303 + 11(44)	=787
	E.O. = 11(44)/787 * LBS 1100 =	47,506 LBS

FOR SURFACTANTS: ASSUME	
WOOD ROSIN MOL. WT.	302
WOOD ROSIN ACID NO.	160
THEROETICAL ACID NO.	186
WOOD ROSIN PURITY	86 %
ADJUSTED MOL. WT.	351

SURFACTANT AR150	38,245 * 1.0 =	38,245
SURFACTANT AR160	0 * 1.0 =	0

FOR AR150::	1 MOLE ROSIN + 15 MOLES E.O. = AR150	
	351 + 15(44)	=1011
	E.O. = 15(44) * LBS OF AR150 =	24,967 LBS

FOR AR160::	1 MOLE ROSIN + 16 MOLES E.O. = AR160	
	351 + 16(44)	= 1055
	E.O. = 16(44) * LBS OF AR160 =	0 LBS

THEROETICAL E.O.	78,393 LBS
E.O. "LOSSES"(USAGE-THEORY)	4,249 LBS
E.O. USAGE = LBS OF E.O. //(8.34*.85)	11,658 GALLONS

DAYS OF OPERATION, FROM LOG SHEETS =	28 DAYS
TOTAL E.O. ADDUCTS =	129,564 LBS
TYPICAL PRODUCTION = LBS % DAYS =	4,627 LBS/DAY
BASE YR 1993 TYP PROD = 5,470LBS/DAY	
DAYS OPERATION =	24 DAYS

FOR P,V,F			
Pumps/liq=	3 *	0.0260	0.08 LBS/HR
Valves/liq=	73 *	0.0038	0.28 LBS/HR

Valves/Vap=	21	*	0.0011	0.02	LBS/HR
Fig&con/liq=	231	*	0.0001	0.03	LBS/HR
Fig&con/Vap=	44	*	0.0001	0.01	LBS/HR
RELIEF =	16	*	0.0980	1.57	LBS/HR

1.98 LBS/HR

ON A CONTINUEOUS BASIS = 17,365 LBS/YR

SINCE WE BLOW THE LINES WE ONLY HAVE
E O. IN THE P,V,F SERVICE THE ACTUAL
DAYS OF OPERATION = 24 DAYS

THEREFORE P,V,F FUGITIVE EMISSIONS = 1,127 LBS/YR

THEREFORE E.O. TO SCRUBBER = 3,122 LBS/YR

ASSUME SCRUBBER EFFICIENCY = 98.0
E.O. TO ETHLYENE GLYCOL = 3,060 LBS/YR
E.O. VENTED FROM SCRUBBER STACK = 62 LBS/YR

ETHYLENE GLYCOL PRODUCED
LBS E.O. * 62/44 = 4,312 LBS/YR

FOR 98 % REMOVAL :

TREATED = 0.98 * 0 LBS = 0 LBS

DISCHARGE= 0 - 0 = 0 LBS

DISCHARGE TO POTW 4,312 LBS

calander year	lbs NH3 usage	lbs 731-D feed	lbs NH3 / M lbs feed	lbs EO usage	lbs product	lbs E.O. / M lbs Prod
87	195,829	1,403,869	139	1,442,191	1,999,020	721
88	231,231	1,999,100	116	1,508,355	2,119,510	712
89	127,840	1,254,044	102	490,301	824,720	595
90	122,926	1,465,446	84	275,339	435,640	632
91	154,160	1,614,772	95	244,077	502,906	485
92	128,821	1,611,607	80	270,067	437,822	617
93	98,645	1,194,184	83	246,553	431,490	571
94	195,096	2,198,972	89	257,031	465,003	553
95	137,304	1,166,265	118	233,440	364,498	640
			#DIV/0!			#DIV/0!
			#DIV/0!			#DIV/0!
			#DIV/0!			#DIV/0!
			#DIV/0!			#DIV/0!
JAN-YTD	15,470	120,822	128	46,820	11,882	3940
FEB-YTD	35,982	198,483	181	65,161	135,082	482
MAR-YTD	35,982	258,169	139	69,076	135,082	511
APR-YTD	60,930	303,856	201	55,699	198,532	281
MAY-YTD	82,436	467,130	176	99,656	228,062	437
JUN-YTD	94,657	575,616	164	119,995	277,902	432
JUL-YTD	110,156	699,975	157	120,145	287,272	418
AUG-YTD	110,156	699,975	157	135,619	329,552	412
SEP-YTD	121,250	928,428	131	158,995	359,192	443
OCT-YTD			#DIV/0!			#DIV/0!
NOV-YTD			#DIV/0!			#DIV/0!
DECYTD			#DIV/0!			#DIV/0!

EPICHLOROHYDRIN

(1999 LDAR UPDATE WITH NON-LEAKING FACTORS)

INPUT

INPUT

CALANDER YEAR	2002	
KYMENE 557H	46,648,810	LBS
KYMENE 557LX	24,100,813	LBS
KYMENE 736	1,868,409	LBS
KYMENE 1022	344,421	LBS
KYMENE MXC	101,480	
KYMENE 621	351,410	
KYMENE 625LX	47,340	

TOTAL KYMENE **CALC**	73,462,683	LBS
EPI IN 557H	2,121,156	LBS
EPI IN 557LX	760,599	LBS
EPI IN 736	468,099	LBS
EPI IN 1022	47,718	LBS
EPI IN MCX	4,330	LBS
EPI IN 621	25,645	LBS
EPI IN 625LX	6,368	LBS
TOTAL EPI **CALC**	3,433,915	LBS
NITROGEN USAGE	1,688	MCF
NITROGEN SWEEP EFFICIENCY	0.2	
2001 PRODUCTION	62,497,806	
PRODUCTION/ACTIVITY INDEX	1.18	
SCRUBBER EFFICIENCY	98.0	% ASSUME

OUTPUT

FUGITIVE EMISSIONS	2,998 LBS/YEAR	R(II / 5.1)
POINT SOURCE EMISSIONS	828 LBS/YEAR	R(II / 5.2)
TO WWT	8,669 LBS/YEAR	
WWT VENTING	0 LBS/YEAR	
WWT TO SLUDGE	173 LBS/YEAR	
WWT BIOLOGICAL	1,127 LBS/YEAR	R(II / 8.6)
WWT ADSORB / INCIN	0 LBS/YEAR	
WWT EFF. DISCHARGE	0 LBS/YEAR	R(II / 5.3.1)
QUANTITY RELEASED	4,000 LBS/YEAR	R(II / 8.1)
QUANTITY TREAT ON-SITE	1,127 LBS/YEAR	R(II / 8.6)
QUANTITY ON-SITE IMPOUND	173 LBS/YEAR	R(II/ 5.5.3)
WWT DISCHARGE TO POTW	7,369 LBS/YEAR	R(II/8.7)

WITH COMPLETION OF KYMENE PROJECT, EQUIPMENT UPDATE "DOUBLED"	SOCI FACTORS (LBS/HR)				
	OLD(1987)	UPDATE1992	LDAR(1995)	LDAR(1999)	AVERAGE NON-LEAKING
NUMBER PUMPS (+1 AGIT)	1	2	2	4	0.11 0.02600
NUMBER VALVES (LIQ)	13	26	34	49	0.016 0.00380
NUMBER VALVES (VAP)				8	0.00110
NUMBER FLANGES (+CONN)	56	112	222	333	0.0018 0.00013
LBS/HR =	0	1	1	0	
LBS/YEAR =	3,669	7,337	10,193	2,998	

FOR EPI, ASSUME WORST CASE FOR ALL EPI EXCEPT 557LX
 SINCE THE EPI "DROPS IN"
 ASSUME ALL VAPOR SPACE DISPLACEMENT IS EPI

DISPLACEMENT =	EPI* 1GAL/8.34*1.2 * 1FT/7.48GAL =	35,711 FT3
EPI TO SCRUBBER =	EPI* 1MOLE/379FT3 * 92.5LBS/MOLE =	8,716 LBS

FOR 557LX WHICH IS PUMPED IN UNDERNEATH THE LIQUID
 EPI VAPOR PRESSURE = 40 mm Hg
 EPI MOLE FRACTION IN VAPOR, VP/P = 0.0526

LX DISPLACEMENT =	EPI* 1GAL/8.34*1.2 * 1FT/7.48/GAL =	10,160 FT3
EPI TO SCRUBBER =	EPI* 1MOLE/379FT3 * 92.5LBS/MOLE =	131 LBS

TOTAL EPI(FROM RX) TO SCRUBBER = 8,846 LBS

ASSUME 98.0 PERCENT SCRUBBER EFFICIENCY
 EPI IN SCRUBBER WATER TO WWT = 8,669 LBS
 EPI FROM SCRUBBER VENT = 177 LBS

BREATHING LOSSES FROM K-110, 11.5FT DIA, 22FT HT
 BREATHING LOSSES (K-110) = 94 LBS/YR
 BREATHING LOSSES (K-111) = 2 LBS/YR
 BREATHING LOSSES TOTAL = 96

ASSUME NUMBER OF BATCHES IS (LBS PRODUCTION / 107,000 LBS/BATCH)

NUMBER BATCHES = 73,462,683 DIVIDED BY 107,000 = 687 BATCHES

FOR 30 SCFM NITROGEN PURGE FOR 30 MINUTES PER BATCH (30*30=900CFM/BATCH)
 TOTAL NITROGEN PURGE = 687 * 900 = 617,910 CF

NITROGEN LEFT FOR BLANKET OF EPICHLOROHYDRIN AND DETA & HMDA = 1,070,090 CF

ASSUME NITROGEN SPLIT BETWEEN THE TWO SERVICES

THEREFORE NITROGEN IN EPI SERVICE = 535,045 = 61 SCFM

Antoine vapor pressure equation for:

$$\text{LOG}(P) = A - B / (t + C)$$

A =
B =
C = 22 oC

EPICHLOROHYDRIN

NOTE: V.P. for EPI @ 22 oC = 15 mmHg

Nitrogen = 61					SCFH = 0.170 #moles/Hr				
T1(Centigrade) 22 72 oF					T1(Centigrade) 22 72 oF				
Vap. Press. mm Hg	Par. Press. mm Hg	Vapor Mol. Fr.	Vapor #moles/Hr		Vap. Press. mm Hg	Vapor Mol. Fr.	Vapor #moles/Hr	Vapor #/Hr	Liq. Cond. #/Hr
Nitrogen		745	0.980	0.1701	745	0.980	0.1701	4.7665	
EPI	15	15	0.020	0.0034	15	0.020	0.0034	0.3170	0.0000
Total		760.00	1.000	0.1736	760.00	1.000	0.1736	5.0834	0.0000

Epichlorohydrin (% Recovered) = 0.00

% Mol. Wt. (Epichlorohydrin) = 92.53
Mol. Wt. (Nitrogen) = 28.016

Volume of 1 # mole of Nitrogen at Standard Conditions = 359 cuft

EMISSIONS (119 * 8,760 HRS/YR) =

2777 LBS/YEAR

FOR A NITROGEN SWEEP EFFICIENCY OF 0.2

EMISSIONS = 2.777 * 0.2 = 0.555

555 LBS/YEAR

FUGITIVE EMISSIONS =
PT SOURCE =
TO WWT =

2,998 LBS/YR
828 LBS/YR
8,669 LBS/YR

(FROM LDAR P,V,F "F1236")
("D1257" + "D1262" + "H1341")
("E1256")

TOTAL = 12,496 LBS/YEAR

FOR WATERTREATMENT :

BIOLOGICAL STUDIES @ 20 DAY RETENTION FOR UNACCUMULATED ARE :
VOLATILIZED TO ATMOSPHERE = 0 %
PARTIONED TO THE SLUDGE = 6 %
BIOLOGICAL DEGRADED = 53 %

OUR HOLD-UP IS ONLY 1/4 TO 1/5 OF 20 DAY BIOLOGICAL, THEREFORE

VOLATILIZED TO THE AIR = 0 * 1/4 = 0 %
PARTIONED TO THE SLUDGE = 6 * 1/4 = 2 %
BIOLOGICAL DEGRADED = 53 * 1/4 = 13 %
THEREFORE AVAILABLE OF TREATMENT = 100 - 0 - 2 - 13 = 85 %

FOR APPROXIMATELY 90 % TREATMENT:
TREATMENT = 85 * .90 = 77 %
DISCHARGED = 85 * .10 = 8 %

WASTEWATER TREATMENT (WWT) VENTING = 0 *	8669	LBS/YR =	0 LBS/YEAR
WWT PARTIONED TO THE SLUDGE = .02 *	8669	LBS/YR =	173 LBS/YEAR
WWT BIOLOGICAL TREATMENT = .13 *	8669	LBS/YR =	1127 LBS/YEAR
WWT ADSORPTION OR INCINERATION = .77 *	8669	LBS/YR =	0 LBS/YEAR
WWT EFFLUENT DISCHARGE = .08 *	8669	LBS/YR =	0 LBS/YEAR

WWT DISCHARGED TO POTW = 7,369 LBS/YEAR

AMMONIA

(WITHOUT LDAR COMPONENT UPDATE)

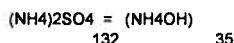
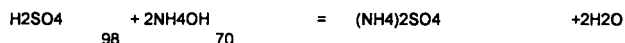
INPUT

INPUT

CALANDER YEAR	2002	pH	Normality
AMMONIA USAGE	107,972 LBS	9.00	0.00010
NITRILE PRODUCTION	429,814 LBS OF 731-D FEED	9.50	0.00050
WASTEWATER FLOW AVERAGE	95,268 GPD	10.00	0.00100
AVERAGE WASTEWATER pH	10.0	10.50	0.00500
pH NORMALITY	0.00100	11.00	0.01000
I.B. SLUDGE GENERATION RATE	4 CU YD/DAY	11.50	0.05000
		12.00	0.10000

OUTPUT			12.50	0.50000
			13	1.00000
NH3 "LOSSES"(USAGE-THEORY)	89,761	LBS		
FUGITIVE EMISSIONS	2,667	LBS		R(II / 5.1)
POINT SOURCE EMISSIONS	885	LBS		R(II / 5.2)
NH3 TO (NH4)2SO4 @ 90% & 10% POTW	86,209	LBS		
AMMONIUM SULFATE PRODUCED	301,224	LBS <?>	25,000LBS	
AMMONIA RECYCLE	462,727	LBS		R(II / 8.4)
NH3 "LOSSES"/ 1,000 LBS FEED	208.8	LBS/1,000 LBS FEED		
QUANTITY RELEASED	12,616	LBS		R(II / 8.1)
QUANTITY TO POTW	8,621	LBS		R(6.1A.1.)(R8.7)
QUANTITY ON-SITE IMPOUNDMENT	443	LBS		(R11/ 5.5.3)
731-D MOLECULAR WEIGHT	302			
731-D THEROETICAL ACID NUMBER	186			
731-D TYPICAL ACID NUMBER	150			
731-D % PURITY (A.N.)	80.65			
AMMONIATION FINAL A.N.	10			
% CONVERSION (A.N. DROP)	93.33			
ADJUSTED MOL WT	401.23			
THEROETICAL AMMONIA	18,211			
AMMONIA LOSSES	89,761			
NH3 % EXCESS	492.89	%		
AVERAGE FUGITIVE EMISSION FACTORS. EPA-450/3-86-002				
NUMBER PUMPS	3.00	0.11	0.33	
NUMBER VALVES	68.00	0.01	0.82	
NUMBER FLANGES	145.00	0.00	0.26	
RELIEF	4.00	0.23	0.92	
		TOTAL =	2.33	LBS/HR
		=	20,385	LBS/YEAR
FUGITIVE EMISSIONS (P, V, F) =	2,667	LBS/YEAR		
WASTEWATER FLOW	95,268	GPD		
ASSUME pH OF	10.0	0.00100	N	= 0.01700 g/l
NH3 IN WASTEWATER	86,209	LBS		
AVG NH3 LOSS IN WASTEWATER =	1,805	LBS/DAY		
AMMONIUM SULFATE PRODUCED	301,224	LBS		
NH3 LIQ 300FT/2" LINE	245	LBS		
NH3 VAP 300FT/1" LINE	1	LBS		
LOSSES/TRUCK UNLOADING	246	LBS/TRUCK		
TOTAL BLEED DOWN	885	LBS		
AMMONIA FRESH USAGE	25	SCFM		
AMMONIA RECYCLE USAGE	150	SCFM		
TOTAL USE	175	SCFM		
DAILY USE	11,303	LBS/DAY		
TYPICAL 731-D FEED RATE	15,000	LBS/DAY		
DAYS OPERATION(FEED)	28.65			
DAYS OPERATION(NH3)	66.87			
AVERAGE DAYS OPERATION	47.76	DAYS		
LBS RECYCLE	462,727	LBS		

FOR
AQ AMMONIA AT DRESINOL



ASSUME 1 TOTE/YEAR OF 40% ACID USED IN EDUCTOR SCRUBBER

200GAL/TOTE * 1 TOTE/YR * 8.34LB/GAL * 1.4 SP GR * 40(%) * 70/98 = 6,672 LB/YR OF (NH4OH)

FROM FORM R, 10% OF (NH4OH) IS "REPORTABLE" = .10 * 6,672 = 667 LBS/YR

THEREFORE AMMONIA IS $17/35 * 667 = 324$ LB/YR AS AMMONIA PER TOTE OF 40% ACID

NUMBER OF TOTES = 0
 AMMONIA TO POTW = 0 LBS/YR (R6.1.A.1.)

FOR
 AMMONIUM SULFATE FORMED AT RAD

$86,209 \text{ LBS} * .10(\%) = 8,621 \text{ LBS/YR}$
 AMMONIA TO POTW = 8,621 LBS/YR (R6.1.A.1.)

FOR
 AMMONIA IN SLUDGE (BASIS = 4 CU YDS PER DAY OF SLUDGE GENERATION)

$180 \text{ MG/L} * 3.785 \text{ L/GAL} * 4 \text{ CUYD/DAY} * 365 \text{ DAY/YR} * 202 \text{ GAL/YD} * 1 \text{ LB/454G} * 1 \text{ G/1000MG} = 443 \text{ LBS/YR}$
 AMMONIA SURFACE IMPOUNDMENT (ON-SITE) = 443 LBS/YR

SO2 (Sulfur Dioxide) FUGITIVES @ POLY-PALE

INPUT

CALANDER YEAR	2002
POLY-PALE PRODUCTION	10,754,657 LBS
MELHI PRODUCTION	706,745 LBS
TOTAL PRODUCTION**CALC**	11,461,402 LBS
98% SULFURIC ACID	1,441,747 LBS
HISTORICAL NEUTRALIZATION	0.84 FACTOR
PPM SULFUR IN PPRODUCT	500 PPM
OTHER ALKALINE WASTEWATER	150,000 GPD
AVERAGE pH	-10.5 pH (>10 & <11)
AVERAGE NORMALITY	0.0050 eq/l (for ~ 10.5 pH)
TYPICAL PRODUCTION RATE	120,000 LBS/DAY
DAYS OPERATION**CALC**	96 DAYS
100% CAUSTIC	544,713 LBS
T/T WEAKE ACID SOLD	0 NUMBER
AVERAGE T/T WEIGHT	42,000 LBS
AVERAGE % ACID STRENGTH	0.40 FRACTION

OUTPUT

	HISTORICAL	ACID BALANCE
FUGITIVE SO2 =	63,027 LBS 27 LBS/HR 32 TONS/YEAR	313,211 LBS 136.64 LBS/HR 156.61 TONS/YEAR
AT CAPACITY =	346,443 LBS 40 LBS/HR 173 TONS/YEAR	1,721,630 LBS 196.53 LBS/HR 860.82 TONS/YEAR
RECYCLED OFF-SITE =	0 LBS/YEAR	
RECYCLED ON-SITE =	1,345,236 LBS/YEAR	

HISTORICAL DATA, ALONG WITH 1990 STUDY, SHOWS 84% OF ACID IS NEUTRALIZED

THEREFORE, 16% IS CONSUMED BY OTHER PLANT ALKALI SOURCES :

(HERCLOR & RAD WASTEWATERS, PRODUCT, SO2 GENERATION...SO2, SO3, H2SO4 MIST, ..., ETC.)

ACID (100%) BASIS =	1,412,912 LBS			
NEUTRALIZED =	0.84	*	1,412,912	= 1,186,846 LBS
THEREFORE REMAINDER =	1,412,912	-	1,186,846	= 226,066 LBS

"EXAMPLE"
 ASSUME WW's FOR HERCLOR, RAD, ECT, ARE :

10 pH
 0.001 eq/l
 150,000 gpd

THEREFORE, LBS NAOH EQUIVALENTS ARE:
 ("example")
 $(0.040g / 2.2 lbs * 150,000gpd * 8.34 * 365days/yr) / 454g/lb = 18,287 lbs NaOH Eq.$

"ACTUAL"
 LBS NaOH EQ. (CALC)= 91,433 LBS NAOH EQ.

THEREFORE, H2SO4 NEUTRALIZED = $98/80 * 91,433 LBS EQ = 112,005 LBS$

ASSUME : 500 PPM SULFUR IN POLY-PALE AND MELHI @ 11,461,402 LBS PRODUCT

THEREFORE H2SO4= $98lb/32lb * 500 / 1,000,000 * 11,461,402 = 17,550 LBS H2SO4$

NUMBER OF TANK TRUCKS OF WEAK ACID SOLD = 0 TRUCKS

AVERAGE TANK TRUCK WEIGHT = 42,000 LBS

AVERAGE ACID CONCENTRATION = 0.40 % (FRACTION)

ACID = $0 * 42,000 * 0.40 = 0 LBS SOLD$

THERE IS NO DATA FOR BREAKDOWN OF SO2,SO3,H2SO4 MIST, ETC...
 THEREFORE: ASSUME "ALL" GOES TO "SO2"

THEREFORE SO2 = $64/98 * 96,511 = 63,027 LBS SO2$
 27.50 LBS/HR
 31.51 TONS/YEAR

AT CAPACITY, SO2 = 346,443 LBS SO2
 39.55 LBS/HR
 173.22 TONS/YEAR

AMOUNT RECYCLED OFF-SITE = NUMBER OF TRUCKS SOLD TO G.P. = 0 LBS/YEAR

AMOUNT RECYCLED ON-SITE = USAGE - AMT SOLD - AMT TO SO2 = 1,345,236 LBS/YEAR

ACID / BASE BALANCE

POLY-PALE ACID (100% BASIS) =	+	1,412,912 LBS		
ACID NEUTRALIZED WITH CAUSTIC =	-	667,273 LBS		
ACID NEUTRALIZED WITH OTHER eq. =	-	248,484 LBS	H2SO4 REACTING WITH NH3 LOSSES OF	86,209 LBS
ACID IN MELHI AND POLY-PALE =	-	17,550 LBS		
ACID SOLD =	-	0 LBS		
REMAINING ACIDITY =		479,604 LBS		

THEREFORE: SO2 = $64/98 * 479,604 = 313,211 LBS SO2$
 136.64 LBS/HR
 156.61 TONS/YEAR

AT CAPACITY, SO2 = 1,721,630 LBS SO2
 196.53 LBS/HR
 860.82 TONS/YEAR

BIPHENYL ——— 2001

AREA	DOWTHERM(LBS)	NAT GAS(M CF)
AMINE	2,037	4,940
POLYRAD	0	0
DYMEREX	23,817	2,891
KETTLE	16,607	13,484
POLY-PALE	4,663	12,535
P-CYMENE	0	0

TOTAL 47,124 LBS 33,850 MCF
 DOWTHERM IS 27 PERCENT BIPHENYL
 BIPHENYL LOSS = 27 * TOTAL = 12,723 LBS (LESS THAN 10,000 LBS ?)
 NO REPORT REQUIRED

NEW PP BOILER DESIGN = $\frac{2.0 \text{ MM BTU/HR VAPOR OUTPUT}}{3.19 \text{ MM BTU/HR BURNER OUTPUT}}$ = 627

OLDER BOILERS NOT AS EFFICIENT, USE AVERAGE PERCENT EFF. = 6

THEREFORE VAPOR OUTPUT = .6 * TOTAL (MCF) = 20,310 (MCF EQUIV.)

ASSUME 1.0 MM BTU/MCF
 DOWTHERM ENTHALAPHY @ 620F = 381.5 BTU/LB
 DOWTHERM RECYCLE = 1 MM BTU/MCF * 1 MCF/381.5 BTU * NO MCF EQUIV.
 = 53,237,221 LBS

BIPHENYL RECYCLE = .27 * DOWTHERM RECYCLE = 14,374,050 LBS

LEAD

LEAD BARS 1/4"	70 LBS			
LEAD BARS 3/8"	44 LBS			
TOTAL BURNING BARS	114 LBS > 100 REPORT I	FUGITIVE EMISSIONS =	0.09 LBS/YEAR	(R5.1, R8.1)
SANDBLASTING SAND	1,000 LBS	RELEASED ONSITE =	0.20 LBS/YEAR	(R5.5.4 R8.1)
SAND TCLP LEAD	1,142 PPM	TRANSFER OFFSITE =	1.24 LBS/YEAR	(R6.2 R8.1)
TYVEX SUITS	295 LBS	RECYCLED OFFSITE =	0.00 LBS/YEAR	(R8.5)
TYVEX TCLP LEAD	344 PPM	ACTIVITY INDEX =	1.21	
LEAD EMISSION FACTOR	1.5 LB / TON			
LEAD SHEETS	4,960 LBS			

LEAD FUGITIVE EMISSIONS = 1.5 LBS/TON * 0.057 TONS = 0.09 LBS/YEAR
 LEAD TYVEX SUITS = 344 PPM * 295 LBS = 0.10 LBS/YEAR
 LEAD IN SANDBLAST = 1,142 PPM * 1,000 LBS = 1.14 LBS/YEAR

ASSUME: 1/16" THICKNESS SAW BLADE
 1/8" THICKNESS FOR ALL CUTTINGS, SHEET, PIPE, GASKETS, ETC
 1 LINEAR FOOT OF CUTTING FOR EVERY 10 LBS OF LEAD USED, COMPENSATES FOR THICKER PIPE/GASKETS/ETC.
 $(1/16 * 1/12) * (1/8 * 1/12) * 1 \text{ FT} * 62.4 * 11.95 = 0.04 \text{ LB LEAD / LINEAR FT OF CUTTING}$

LEAD CUTTINGS, ON FLOOR = 4,960 LBS * 0.04 LB/10 LBS = 20.1 LBS/YEAR

ASSUME: VACUUM UP 99 PERCENT OF CUTTINGS
 CUTTINGS LOST = 0.20 LBS/YEAR

LEAD RECYCLED = 0 LBS SOLD TO SHERPER

ACTIVITY INDEX = SAME AS POLY-PALE = 1.21



enSearch

Department of Environmental Quality

Hercules Inc

AI General Information

AI ID	Branch	SIC	County	Basin	Start	End
2022	Chemical	2861, 2821, 2869, 2899	Forrest	Pascagoula River Basin	06/11/1991	

Physical and Mailing Address

Physical Address (Primary)	Mailing Address
613 West 7th Street Hattiesburg, MS 39401	613 West 7th Street Hattiesburg, MS 39401

Telecommunications

Type	Address or Phone
Work phone number	(601) 545-3450

Alternate / Historic AI Identifiers

Alt ID	Alt Name	Alt Type	Start Date	End Date
03500001	Hercules, Inc.	Air-AIRS AFS	06/11/1991	
080000001	Hercules, Inc.	Air-State Operating	06/11/1991	06/01/1994
080000001	Hercules, Inc.	Air-Title V Operating	11/13/1998	11/12/2003
MSR110153	Hercules, Inc.	GP-Baseline	01/29/2001	09/11/2005
MSR110153	Hercules, Inc.	GP-Sara Title III	10/17/1997	01/29/2001
MSD008182081	Hercules, Inc.	Hazardous Waste-EPA ID	10/12/2000	
2022	Hercules, Inc.	Official Site Name	06/11/1991	
MS0001830	Hercules, Inc.	Water-NPDES	09/29/1986	09/28/1991
MS0001830	Hercules, Inc.	Water-NPDES	10/22/1991	10/21/1996
MS0001830	Hercules, Inc.	Water-NPDES	09/30/1997	09/29/2002
MS0001830	Hercules, Inc.	Water-NPDES	10/31/2002	09/30/2007

MSP091286	Hercules, Inc.	Water-Pretreatment	03/12/1999	02/28/2004
-----------	----------------	--------------------	------------	------------

Regulatory Programs

Program	SubProgram
Air	Title V - major
Hazardous Waste	Large Quantity Generator
Water	Baseline Stormwater
Water	NPDES Minor Industrial
Water	PT CIU
Water	PT CIU - Gum and Wood Chemical Mfg (Subpart 454)
Water	PT SIU

Show/Hide NonPrint Sections
 Date/Time: 2/6/2004 1:15:16 PM